Contact US:

Cell：+86 18855146875

Tel：+86 551 65389802

Web:www.hfyzwdz.com

Fax：+86 551 65389802

Zip：230088

E-mail：liyong@blmicrowave.com

Add：Xisan Road, Mechanical and Electrical Industrial Park,No.767 Yulan Road, Hefei New and High Technology Development Zone, Anhui Province,230088 China.

Yun Micro Electronics

Yun Micro Electronics Ltd. (China)

-----Customizable Microwave RF Filters





Low Temperature Co-fired Ceramic Filters

CONTENTS

CONTENTS

Company Profile 01

Overview of Filters 02

Lumped Parameter LTCC Filters 04

LTCC Filters 13

LTCC Integrated Circuit Board 15

LTCC Microchannel 15

Specifications 17

Manufacturing Department
Debugging Department 119

COMPANY
PROFILE



Passive integration technology has developed rapidly in recent years, and LTCC has been widely used as the main technology of passive integration.In order to further enhance the competitiveness of the company's products and serve customers better, our company invested in a modern LTCC production line in 2014.Relying on the LTCC production line, our company has upgraded some filters, and the volume of the upgraded filters is significantly smaller than that of traditional filters.In early 2015, our company has started to supply LTCC filters to customers.

Over the years, our company has accumulated a certain amount of customer groups and good user reputation in the industry. Now, with the advantage of owning LTCC production lines, our company provides the following services to new and old customers:

1)R&D and customization of LTCC filters

2)Customization of LTCC integrated circuit boards

3)R&D and customization of various passive devices based on LTCC technology

4)The mechatronics design based on the LTCC three-dimensional packaging structure; the microfluidic channel with the integrated design of the mechanical, electrical and thermal multi-physics fields can effectively solve the heat dissipation problem of the active circuit.

The following is the catalog of LTCC products developed by our company, welcome to choose and use. Our products will be continuously updated.

OVERVIEW OF
FILTERS

The filter is an important component in the communication system. It is used to achieve frequency selection, that is, to let the frequency required by the system pass through as losslessly as possible, while other unwanted frequencies are attenuated as much as possible and not allowed to pass.The frequency band that passes through the filter without attenuation or undergoes very little attenuation is called the pass band, the frequency band that undergoes attenuation exceeding a certain specified value is called the stop band, and the frequency band between the pass band and the stop band is called the transition band.

Class

A)Lowpass Fitter，LPF

B)Highpass Fitter，HPF

C)Bandpass Fitter，BPF

D)Bandstop Fitter，BSF

The Main Parameters of the Filter

1. Center Frequency：

The center frequency of the passband of the filter is usually represented by f_0, and $f_0=(f_1+f_2)/2$ is generally taken, and f_1 and f_2 are the side frequency points of the band-pass or bandstop filter.

2. Cutoff Frequency：

Usually refers to the frequency of the right point of the passband of the low-pass filter, or the frequency of the left point of the passband of the high-pass filter.

3. Insertion Loss：

The loss caused by the access of the filter to the original signal in the circuit.

The general insertion loss can be estimated by the following formula:

$$IL=\frac{8.6*(N-1.5)*F0\ GHz}{Q*BW\ GHz}\ dB$$

F0: Certer Frequency;
N: Filter Order;
BW: 1dB Width
Q: Filter quality factor;

4. BW_{XdB}:

Refers to the width of the frequency spectrum, usually defined by the value at the center frequency or cutoff frequency (Figure 1)

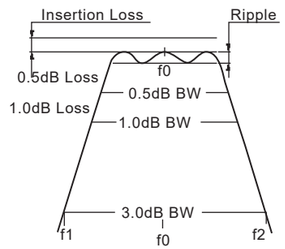

(Figure 1) Definition of insertion loss, bandwidth, and ripple

5. Ripple

Generally refers to the peak-to-peak value of the insertion loss fluctuating with frequency on the basis of the loss curve in the passband range (Figure 1).

6. In-band fluctuation:

Usually refers to the variation of insertion loss with frequency in the passband.

7. VSWR:

It is an important sign to measure the signal matching transmission in the passband of the filter. The ideal matching state VSWR=1:1, and VSWR>1 when there is a mismatch. For the actual filter, it is considered a good match when VSWR<2:1 is satisfied.

8. Return Loss:

The ratio of port signal input power to reflected power in decibels.

RL=｜20log10ρ｜, ρis the voltage reflection coefficient。It is related to VSWR ratio as follows:

RL=20log((VSWR+1)/(VSWR-1)).

9. Stopband Degree:

An important index to measure the performance of the filter selection. The higher the index, the better the stopband of the filter to the out-of-band interference signal. There are usually two approaches.1) Nominal method: A certain Stopband dB value is given to the specified frequency fs outside the band.2) Comparison method: Compares the closeness of the amplitude-frequency-phase curve of the filter to the ideal rectangular curve, usually expressed by the rectangular coefficient (K_{XdB}>1),sharp factor $K_{XdB}=\frac{BWX_d}{BW_{3dB}}$,X can be 60dB, 50dB, 40dB, 30dB, 20dB, the closer the K value is to 1, the more difficult it is to manufacture.

The relationship between filter order and sharp factor
——LTCC Filter

Order	10%BW		20%BW		40%BW	
	20dB/1dB	40dB/1dB	20dB/1dB	40dB/1dB	20dB/1dB	40dB/1dB
3	3.5	7.6	4.2	8.7	4.4	8.7
4	2.4	4.2	2.7	4.7	2.6	4.6
5	2	3.05	2.15	3.3	2.05	3.1
6	1.75	2.45	1.9	2.7	1.75	2.45
7	1.6	2.1	1.83	2.4	1.6	2.1

Lumped Parameter

LTCC FILTERS

BPF Model	FO	IL (dB)	Passband	Stopband	Dimension (mm)	User Guidelines	Page
LTB90-30-P3F	90M	≤2.0	≥30M	≥20dB@30M;≥20dB@145M	9*5*1.9	Surface Mountable	18
LTB120-40-P3F	120M	≤1.5	≥40M	≥30dB@80M;≥30dB@200M	9*5*1.9	Surface Mountable	18
LTB140A-20-5F	140M	≤4.0	≥20M	≥20dB@110M;≥15dB@170M	9*5*1.9	Surface Mountable	18
LTB140A-40-5F	140M	≤3.0	≥40M	≥30dB@90M &190M	9*5*1.9	Surface Mountable	19
LTB140A-60-5F	140M	≤2.2	≥60M	≥30dB@80M;≥28dB@200M	9*5*1.9	Surface Mountable	19
LTB140A-80-5F	140M	≤2.0	≥80M	≥30dB@70M &220M	9*5*1.9	Surface Mountable	19
LTB275-130-P5A1	275M	≤2.4	≥130M	≥15dB@120M &480M	5.3*2.5*0.9	Surface Mountable	20
LTB300-100-P5A1	300M	≤2.8	≥100M	≥30dB@150M &450M	5.3*2.5*0.9	Surface Mountable	20
LTB350-100-P5A1	350M	≤2.5	≥100M	≥30dB@200M;≥40dB@600M	5.3*2.5*0.9	Surface Mountable	20
LTB375-20-P5A1	375M	≤4.5	≥20M	≥40dB@125M;≥40dB@500M	5.3*2.5*0.9	Surface Mountable	21
LTB375-200-5A1	375M	≤2.5	≥200M	≥35dB@175M;≥25dB@575M	5.3*2.5*0.9	Surface Mountable	21
LTB400-120-5A	400M	≤2.0	≥120M	≥40dB@800M	5.3*2*0.9	Surface Mountable	21
LTB409-102-5F	409M	≤2.0	≥102M	≥40dB@202M;≥30dB@550M	9*5*1.9	Surface Mountable	22
LTB435-170-6A1	435M	≤2.5	≥170M	≥35dB@200M &700M	5.3*2.5*0.9	Surface Mountable	22
LTB490-220-P6A1	490M	≤2.5	≥220M	≥35dB@250M;≥30dB@900M	5.3*2.5*0.9	Surface Mountable	22
YMLTBP0.5-0.18-A	0.5G	≤2.2	≥0.18G	≥40dB@0.18G &0.79G	5.3*2*0.9	Surface Mountable	23
LTB525-60-P5A	525M	≤4.2	≥60M	≥30dB@375M &675M	5.3*2*0.9	Surface Mountable	23

BPF Model	FO	IL (dB)	Passband	Stopband	Dimension (mm)	User Guidelines	Page
LTB530-220-P6A1	530M	⩽2.5	⩾220M	⩾30dB@270M；⩾35dB@840M	5.3*2.5*0.9	Surface Mountable	23
LTB550-500-P5D1	550M	⩽1.0	⩾500M	⩾35dB@100M;⩾20dB@1000M	6.5*4.2*1.5	Surface Mountable	24
YMLTBP0.56-0.02-A	0.56G	⩽8.5	⩾0.02G	⩾40dB@0.42G &0.65G	5.3*2*0.9	Surface Mountable	24
YMLTBP0.58-0.02-A	0.58G	⩽8.5	⩾0.02G	⩾40dB@0.44G &0.68G	5.3*2*0.9	Surface Mountable	24
YMLTBP0.6-0.13-A	0.6G	⩽3.8	⩾0.13G	⩾20dB@0.45G &0.75G	5.3*2*0.9	Surface Mountable	25
YMLTBP0.6-0.2-A	0.6G	⩽2.8	⩾0.2G	⩾20dB@0.4G &0.8G	5.3*2*0.9	Surface Mountable	25
LTB606-102-5F	606M	⩽2.5	⩾102M	⩾25dB@475M;⩾40dB@1715M	9*5*1.9	Surface Mountable	25
LTB625-250-6A	625M	⩽2.5	⩾250M	⩾35dB@300M &1000M	5.3*2*0.9	Surface Mountable	26
LTB650-300-P5D1	650M	⩽1.5	⩾300M	⩾40dB@300M;⩾35dB@1000M	6.5*4.2*1.5	Surface Mountable	26
LTB700-400-P6A1	700M	⩽2.2	⩾400M	⩾40dB@300M;⩾38dB@1200M	5.3*2.5*0.9	Surface Mountable	26
LTB720-200-5A	720M	⩽2.8	⩾200M	⩾35dB@450M&990M	5.3*2*0.9	Surface Mountable	27
LTB735-310-P6A	735M	⩽2.5	⩾310M	⩾30dB@320M;⩾35dB@1160M	5.3*2*0.9	Surface Mountable	27
LTB750-200-5D1	750M	⩽2.3	⩾200M	⩾18dB@550M &950M	6.5*4.2*1.5	Surface Mountable	27
LTB750A-320-P5D1	750M	⩽1.4	⩾320M	⩾35dB@430M;⩾35dB@1070M	6.5*4.2*1.5	Surface Mountable	28
LTB750-400-5A	750M	⩽1.8	⩾400M	⩾30dB@350M&1150M	5.3*2*0.9	Surface Mountable	28
LTB750A-400-5D1	750M	⩽1.5	⩾400M	⩾30dB@375M &1150M	6.5*4.2*1.5	Surface Mountable	28
LTB800-200-5A	800M	⩽2.8	⩾200M	⩾45dB@400M&1200M	5.3*2*0.9	Surface Mountable	29
LTB800-200-P5D1	800M	⩽2.3	⩾200M	⩾25dB@600M;⩾23dB@1000M	6.5*4.2*1.5	Surface Mountable	29
LTB840-250-5D1	840M	⩽2.3	⩾250M	⩾30dB@540M &1140M	6.5*4.2*1.5	Surface Mountable	29
LTB1000-240-5A	1000M	⩽3.5	⩾240M	⩾30dB@650M	5.3*2*0.9	Surface Mountable	30
YMLTBP1.0-0.4-A	1G	⩽2.0	⩾0.4G	⩾40dB@0.43G &1.8G	5.3*2*0.9	Surface Mountable	30
BPLT1000-200-5SC	1000M	⩽3.0	⩾200M	⩾40dBc@F0±500MHz	5*4.8*1.8	Surface Mountable	30
LTB1000-500-P7D1	1000M	⩽1.7	⩾500M	⩾40dB@500M;⩾40dB@1500M	6.5*4.2*1.5	Surface Mountable	31
LTB1025-950-P5D1	1025M	⩽1.0	⩾950M	⩾20dB@300M & 1800M	6.5*4.2*1.5	Surface Mountable	31
YMLTBP1.07-0.36-A	1.07G	⩽2.2	⩾0.36G	⩾40dB@0.46G &1.85G	5.3*2*0.9	Surface Mountable	31
YMLTBP1.1-0.2-A	1.1G	⩽3.5	⩾0.2G	⩾32dB@0.7G &1.5G	5.3*2*0.9	Surface Mountable	32
LTB1100-200-P5D1	1100M	⩽2.5	⩾200M	⩾20dB@900M;⩾20dB@1300M	6.5*4.2*1.5	Surface Mountable	32
BPLT1100-200-5SC	1100M	⩽1.8	⩾200M	⩾45dBc@1650MHz~1850MHz; ⩾3dB@1258MHz~1278 MHz; ⩾12dB@900MHz	4.2*4.8*1.8	Surface Mountable	32
LTB1100-600-5A	1100M	⩽1.3	⩾600M	⩾10dB@700M;⩾15dB@1600M	5.3*2*0.9	Surface Mountable	33
LTB1100-600-7A1	1100M	⩽2.2	⩾600M	⩾35dB@600M &1800M	5.3*2.5*0.9	Surface Mountable	33
LTB1125-220-7A1	1125M	⩽3.0	⩾220M	⩾40dB@725M &1525M	5.3*2.5*0.9	Surface Mountable	33
YMLTBP1.13-0.29-A	1.13G	⩽2.8	⩾0.29G	⩾40dB@0.6G &1.85G	5.3*2*0.9	Surface Mountable	34
LTB1150-700-P7D1	1150M	⩽1.4	⩾700M	⩾35dB@300M &2000M	6.5*4.2*1.5	Surface Mountable	34
LTB1200-300-5A	1200M	⩽2.5	⩾300M	⩾40dB@800M;⩾35dB@1600M	5.3*2*0.9	Surface Mountable	34
BPLT1212-524-6SC	1212M	⩽3.0	⩾524M	⩾40dBc@1900～2949.12MHz	6.5*4.2*1.5	Surface Mountable	35

BPF Model	FO	IL (dB)	Passband	Stopband	Dimension (mm)	User Guidelines	Page
YMLTBP1.2-0.56-A	1.2G	⩽1.8	⩾0.56G	⩾40dB@0.4G &2.1G	5.3*2*0.9	Surface Mountable	35
LTB1250-500-P7D1	1250M	⩽1.7	⩾500M	⩾40dB@750M;⩾40dB@1800M	6.5*4.2*1.5	Surface Mountable	35
LTB1300-20-P5D1	1300M	⩽4.0	⩾20M	⩾35dB@1050M;⩾40dB@1550M	6.5*4.2*1.5	Surface Mountable	36
LTB1350-25-5A	1350M	⩽4.5	⩾25M	⩾40dB@1100M;⩾25dB@1600M	5.3*2*0.9	Surface Mountable	36
LTB1350-300-7A1	1350	⩽3.0	⩾300M	⩾35dB@900M &2000M	5.3*2.5*0.9	Surface Mountable	36
BPLT1350-900-7SC	1350M	⩽2.0	⩾900M	⩾35dBc@ 600MHz; ⩾45dBc@ 2200MHz	10*5*1.5	Surface Mountable	37
BPLT1400-100-5SC	1400M	⩽3.0	⩾100M	⩾40dBc@1800MHz~2800MHz; ⩾30dBc@DC~1100MHz	4.8*4.2*1.8	Surface Mountable	37
BPLT1400-200-5JA	1400M	⩽3.0	⩾200M	⩾45dBc@1000MHz; ⩾30dBc@1700MHz	4.8*4.2*1.7	Surface Mountable	37
YMLTBP1.4-0.6-A	1.4G	⩽1.5	⩾0.6G	⩾40dB@0.5G &2.65G	5.3*2*0.9	Surface Mountable	38
LTB1417.5-319-5A	1417.5M	⩽1.5	⩾319M	⩾20dB@1850M	5.3*2*0.9	Surface Mountable	38
LTB1440-760-P7D1	1440M	⩽1.6	⩾760M	⩾20dB@860M &2020M	6.5*4.2*1.5	Surface Mountable	38
LTB1450-900-P7D1	1450M	⩽1.3	⩾900M	⩾20dB@750M &2150M	6.5*4.2*1.5	Surface Mountable	39
LTB1460-60-P5D1	1460M	⩽3.7	⩾60M	⩾30dB@1230M;⩾30dB@1690M	6.5*4.2*1.5	Surface Mountable	39
BPLT1500-100-4J	1500M	⩽3.0	⩾100M	⩾40dBc@1900MHz-2900MHz; ⩾30dBc@DC-1200MHz	7.5*7*1.1	Surface Mountable	39
LTB1500-400-P7D1	1500M	⩽2.3	⩾400M	⩾20dB@1100M &1900M	6.5*4.2*1.5	Surface Mountable	40
LTB1500-800-5A	1500M	⩽1.3	⩾800M	⩾30dB@700M &2300M	5.3*2*0.9	Surface Mountable	40
LTB1500A-800-7A1	1500M	⩽2.0	⩾800M	⩾40dB@500M &2500M	5.3*2.5*0.9	Surface Mountable	40
LTB1530-400-P7D1	1530M	⩽1.7	⩾400M	⩾40dB@1040M;⩾35dB@2020M	6.5*4.2*1.5	Surface Mountable	41
LTB1600-200-6D4	1600M	⩽3.5	⩾200M	⩾35dB@1300M &1900M	6.5*7*1.5	Surface Mountable	41
LTB1600-500-P7D1	1600M	⩽2.2	⩾500M	⩾40dB@1000M;⩾20dB@2100M	6.5*4.2*1.5	Surface Mountable	41
LTB1600-600-5A	1600M	⩽1.8	⩾600M	⩾20dB@1200M;⩾20dB@2400M	5.3*2*0.9	Surface Mountable	42
LTB1600-800-5A	1600M	⩽1.3	⩾800M	⩾10dB@1000M;⩾20dB@2400M	5.3*2*0.9	Surface Mountable	42
BPLT1622.5-75-5SC	1622.5M	⩽2.0	⩾75M	⩾50dBc@2170MHz~2200 MHz; ⩾50dBc@1258MHz~1278 MHz; ⩾30dBc@1980MHz; ⩾50dBc@1730MHz~1780MHz;	4.8*4.2*1.2	Surface Mountable	42
LTB1687.5-475-P7D1	1687.5M	⩽2.2	⩾475M	⩾35dB@1200M；⩾35dB@2225M	6.5*4.2*1.5	Surface Mountable	43
BPLT1750-200-5SC	1750M	⩽1.8	⩾200M	⩾50dBc@1000MHz~1200MHz; ⩾5dB@1980MHz; ⩾5dB@1550MHz;	4.8*4.2*1.8	Surface Mountable	43
LTB1750-500-P7D1	1750M	⩽2.0	⩾500M	⩾35dB@1220M;⩾35dB@2360M	6.5*4.2*1.5	Surface Mountable	43
LTB1750-900-P7D1	1750M	⩽1.4	⩾900M	⩾35dB@800M &2700M	6.5*4.2*1.5	Surface Mountable	44
LTB1800-200-6D4	1800M	⩽3.5	⩾200M	⩾35dB@1500M &2100M	6.5*7*1.5	Surface Mountable	44

BPF Model	FO	IL (dB)	Passband	Stopband	Dimension (mm)	User Guidelines	Page
BPLT1800-400-5SC	1800M	⩽2.5	⩾400M	⩾40dBc@1300MHz; ⩾40dBc@2300MHz	4.8*4.2*1.2	Surface Mountable	44
LTB1800-600-7D1	1800M	⩽2.0	⩾600M	⩾40dB@1000M &2800M	6.5*4.2*1.5	Surface Mountable	45
LTB1800A-700-P7D1	1800M	⩽1.7	⩾700M	⩾40dB@1100M;⩾40dB@2500M	6.5*4.2*1.5	Surface Mountable	45
LTB1800-800-7A	1800M	⩽2.5	⩾800M	⩾25dB@1100M;⩾25dB@2500M	5.3*2*0.9	Surface Mountable	45
LTB1800A-800-P7D1	1800M	⩽1.3	⩾800M	⩾40dB@2800M	6.5*4.2*1.5	Surface Mountable	46
BPLT1800-1000-5SC	1800M	⩽2.0	⩾1000M	⩾25dBc@2600MHz; ⩾25dBc@1100MHz	6.5*4.2*1.5	Surface Mountable	46
LTB1800A-1000-7D1	1800M	⩽1.5	⩾1000M	⩾23dB@1100M &2500M	6.5*4.2*1.5	Surface Mountable	46
LTB1850-1000-7A	1850M	⩽2.0	⩾1000M	⩾30dB@1050M;⩾25dB@2650M	5.3*2*0.9	Surface Mountable	47
LTB1900-60-5D	1900M	⩽4.8	⩾60M	⩾25dB@1720M;⩾30dB@2080M	6*7*1.5	Surface Mountable	47
LTB1900-800-P7D1	1900M	⩽1.5	⩾800M	⩾40dB@1000M &2800M	6.5*4.2*1.5	Surface Mountable	47
LTB1900B-1000-P7D1	1900M	⩽1.5	⩾1000M	⩾35dB@1000M;⩾35dB@2800M	6.5*4.2*1.5	Surface Mountable	48
YMLTBP1.915-0.73-A	1.915G	⩽1.8	⩾0.73G	⩾35dB@1.0G &2.85G	5.3*2*0.9	Surface Mountable	48
LTB1950-500-P7D1	1950M	⩽2.3	⩾500M	⩾20dB@1500M &2400M	6.5*4.2*1.5	Surface Mountable	48
LTB2000-3-P7D1	2000M	⩽2.3	⩾3M	⩾30dB@1500M;⩾30dB@2500M	6.5*4.2*1.5	Surface Mountable	49
LTB2000-200-6D4	2000M	⩽3.5	⩾200M	⩾35dB@1700M &2300M	6.5*7*1.5	Surface Mountable	49
LTB2050-1300-P7D1	2050M	⩽1.3	⩾1300M	⩾20dB@1070M &3030M	6.5*4.2*1.5	Surface Mountable	49
YMLTBP2.1-0.8-A	2.1G	⩽1.5	⩾0.8G	⩾40dB@0.85G &3.6G	5.3*2*0.9	Surface Mountable	50
LTB2102-60-5D	2102M	⩽4.8	⩾60M	⩾30dB@1922M;⩾30dB@2282M	6*7*1.5	Surface Mountable	50
LTB2200-200-6D4	2200M	⩽3.5	⩾200M	⩾35dB@1900M &2500M	6.5*7*1.5	Surface Mountable	50
BPLT2210-1090-8	2210M	⩽1.3	⩾1090M	⩾35dB@1.178G; ⩾35dB@3.22G	9*12.2*1.9	Wire or Ribbon Bonds	51
BPLT2270-1120-8	2270M	⩽1.3	⩾1120M	⩾35dB@1.2G; ⩾35dB@3.36G	9*12.2*1.9	Wire or Ribbon Bonds	51
LTB2300-204-P7D1	2300M	⩽2.5	⩾204M	⩾35dB@1860M;⩾30dB@2700M	6.5*4.2*1.5	Surface Mountable	51
BPLT2300-1130-8	2300M	⩽1.3	⩾1130M	⩾35dB@1.22G; ⩾35dB@3.394G	9*12.2*1.9	Wire or Ribbon Bonds	52
BPLT2340-1150-8	2340M	⩽1.3	⩾1150M	⩾35dB@1.236G; ⩾35dB@3.468G	9*12.2*1.9	Wire or Ribbon Bonds	52
LTB2350-300-P7D1	2350M	⩽2.2	⩾300M	⩾30dB@1700M;⩾30dB@3000M	6.5*4.2*1.5	Surface Mountable	52
LTB2400-200-6D4	2400M	⩽3.5	⩾200M	⩾35dB@2100M &2700M	6.5*7*1.5	Surface Mountable	53
LTB2400-400-P7D1	2400M	⩽2.8	⩾400M	⩾40dB@1600M;⩾40dB@3200M	6.5*4.2*1.5	Surface Mountable	53
LTB2400A-800-P7D1	2400M	⩽1.5	⩾800M	⩾40dB@1200M;⩾40dB@3600M	6.5*4.2*1.5	Surface Mountable	53
LTB2400-1500-P7D1	2400M	⩽1.5	⩾1500M	⩾40dB@900M;⩾40dB@5400M	6.5*4.2*1.5	Surface Mountable	54
LTB2475-100-P6D1D	2475M	⩽3.2	⩾100M	⩾35dB@2175M;⩾35dB@2775M	6.5*6.5*1.5	Surface Mountable	54
LTB2500-1000-P7D1	2500M	⩽1.4	⩾1000M	⩾35dB@1500M &3500M	6.5*4.2*1.5	Surface Mountable	54
LTB2500A-1000-P7D1	2500M	⩽1.5	⩾1000M	⩾35dB@1500M;⩾35dB@3500M	6.5*4.2*1.5	Surface Mountable	55
LTB2550A-900-7D1	2550M	⩽1.8	⩾900M	⩾40dB@1600M &3600M	6.5*4.2*1.5	Surface Mountable	55
LTB2575-1150-P7D1	2575M	⩽1.5	⩾1150M	⩾30dB@1600M;⩾40dB@3800M	6.5*4.2*1.5	Surface Mountable	55
BPLT2680-30-4JA	2680M	⩽3.0	⩾30M	⩾30dBc@f0±300MHz	4.8*4.2*1.2	Surface Mountable	56

BPF Model	FO	IL (dB)	Passband	Stopband	Dimension (mm)	User Guidelines	Page
BPLT2955-210-7	2955M	⩽4.0	⩾210M	⩾40dB@2.65G &3.25G	10.8*9.2*1.1	Wire or Ribbon Bonds	56
LTB3000-500-P6D1	3000M	⩽2.5	⩾500M	⩾35dB@2400M;⩾30dB@3600M	6.5*4.2*1.5	Surface Mountable	56
LTB3000A-1000-P7D1	3000M	⩽1.7	⩾1000M	⩾40dB@2000M;⩾30dB@4000M	6.5*4.2*1.5	Surface Mountable	57
LTB3000-2000-P7D1	3000M	⩽1.4	⩾2000M	⩾45dB@1000M;⩾40dB@5000M	6.5*4.2*1.5	Surface Mountable	57
LTB3025-100-P6D1E	3025M	⩽3.5	⩾100M	⩾35dB@2725M;⩾35dB@3325M	6.5*6*1.5	Surface Mountable	57
LTB3100-600-P7D1	3100M	⩽2.2	⩾600M	⩾45dB@2200M;⩾45dB@4000M	6.5*4.2*1.5	Surface Mountable	58
LTB3100-800-P7D1	3100M	⩽1.7	⩾800M	⩾40dB@1900M;⩾40dB@4300M	6.5*4.2*1.5	Surface Mountable	58
LTB3100-1800-P7D1	3100M	⩽1.5	⩾1800M	⩾20dB@1720M &4480M	6.5*4.2*1.5	Surface Mountable	58
BPLT3125-300-7	3125M	⩽3.0	⩾300M	⩾30dB@2.75G &3.5G	10.8*9.2*1.1	Wire or Ribbon Bonds	59
BPLT3185-210-7	3185M	⩽4.0	⩾210M	⩾40dB@2.85G&3.5G	10.8*8.8*1.1	Wire or Ribbon Bonds	59
LTB3200-800-P7D1	3200M	⩽1.7	⩾800M	⩾40dB@2000M;⩾40dB@4400M	6.5*4.2*1.5	Surface Mountable	59
LTB3250-300-P7D1	3250M	⩽2.5	⩾300M	⩾40dB@2400M;⩾40dB@4500M	6.5*4.2*1.5	Surface Mountable	60
LTB3250-1100-7D1	3250M	⩽1.8	⩾1100M	⩾40dB@2200M &4400M	6.5*4.2*1.5	Surface Mountable	60
LTB3250-1600-P7D1	3250M	⩽1.5	⩾1600M	⩾40dB@1500M;⩾30dB@5000M	6.5*4.2*1.5	Surface Mountable	60
BPLT3375-300-7	3375M	⩽3.0	⩾300M	⩾40dB@3.0G&3.75G	10.8*8.8*1.1	Wire or Ribbon Bonds	61
LTB3400-1200-P7D1	3400M	⩽1.5	⩾1200M	⩾30dB@2300M &4500M	6.5*4.2*1.5	Surface Mountable	61
BPLT3420-120-6	3420M	⩽6.0	⩾120M	⩾40dB@3.2G &3.62G	10.4*9*1.1	Wire or Ribbon Bonds	61
LTB3425-1150-P7D1	3425M	⩽1.5	⩾1150M	⩾45dB@2000M;⩾40dB@4700M	6.5*4.2*1.5	Surface Mountable	62
LTB3450-120-3A	3450M	⩽1.5	⩾120M	⩾20dB@8100M-15000M	5.3*2*0.9	Surface Mountable	62
LTB3450-200-5A	3450M	⩽4.5	⩾200M	⩾30dB@2850M;⩾25dB@4480M	5.3*2*0.9	Surface Mountable	62
LTB3500A-1000-P6D1	3500M	⩽1.7	⩾1000M	⩾45dB@2250M;⩾30dB@6000M	6.5*4.2*1.5	Surface Mountable	63
LTB3500-1000-P7D1	3500M	⩽1.5	⩾1000M	⩾40dB@2500M;⩾40dB@5400M	6.5*4.2*1.5	Surface Mountable	63
BPLT3520-110-6	3520M	⩽6.5	⩾120M	⩾40dB@3.3G &3.72G	10.4*9*1.1	Wire or Ribbon Bonds	63
YMLTBP3.545-0.4-A	3.545G	⩽3.5	⩾0.4G	⩾20dB@3.064G	5.3*2*0.9	Surface Mountable	64
BPLT3550-100-6	3550M	⩽4.0	⩾100M	⩾40dB@3.2G;⩾30dB@3.8G	10.4*9*1.1	Wire or Ribbon Bonds	64
BPLT3610-110-6	3610M	⩽6.5	⩾110M	⩾40dB@3.38G &3.82G	10.4*9*1.1	Wire or Ribbon Bonds	64
BPLT3650-100-6	3650M	⩽4.0	⩾100M	⩾40dB@3.3G;⩾30dB@3.9G	10.4*9*1.1	Wire or Ribbon Bonds	65
BPLT3710-110-6	3710M	⩽6.5	⩾110M	⩾40dB@3.48G &3.92G	10.4*9*1.1	Wire or Ribbon Bonds	65
BPLT3750-100-6	3750M	⩽4.0	⩾100M	⩾40dB@3.4G;⩾30dB@4.0G	10.4*9*1.1	Wire or Ribbon Bonds	65
BPLT3750-1560-7	3750M	⩽1.3	⩾1560M	⩾8dB@2.7G;⩾35dB@5.2G	10.8*7*1.7	Wire or Ribbon Bonds	66
BPLT3790-110-6	3790M	⩽6.5	⩾110M	⩾40dB@3.58G;⩾40dB@4.0G	10.4*9*1.1	Wire or Ribbon Bonds	66
BPLT3850-100-6	3850M	⩽4.5	⩾100M	⩾40dB@3.5G;⩾30dB@4.1G	10.4*9*1.1	Wire or Ribbon Bonds	66
BPLT3900-1000-6	3900M	⩽1.5	⩾1000M	⩾40dB@2.7G;⩾40dB@5.1G	8.4*6.4*1.1	Wire or Ribbon Bonds	67
BPLT3910-205-7	3910M	⩽1.8	⩾205M	⩾40dB@3.6GM&4.25G	10.4*9*1.1	Wire or Ribbon Bonds	67
BPLT3950-100-6	3950M	⩽4.5	⩾100M	⩾40dB@3.6G;⩾30dB@4.2G	10.4*9*1.1	Wire or Ribbon Bonds	67
LTB4000-800-P6KD1	4000M	⩽2.0	⩾800M	⩾40dB@2800M;⩾40dB@5200M	6.5*4.2*1.5	Surface Mountable	68
BPLT4000-800-6	4000M	⩽1.8	⩾800M	⩾50dB@2.8G;⩾65dB@5.2G	8.4*6.4*1.1	Wire or Ribbon Bonds	68

BPF Model	FO	IL (dB)	Passband	Stopband	Dimension (mm)	User Guidelines	Page
BPLT4000-900-6	4000M	⩽1.5	⩾900M	⩾40dB@2.8G;⩾40dB@5.1G	8.4*6.4*1.1	Wire or Ribbon Bonds	68
BPLT4125-300-7	4125M	⩽3.5	⩾300M	⩾30dB@3.75G&4.5G	10.8*7.3*1.1	Wire or Ribbon Bonds	69
BPLT4155-195-7	4155M	⩽5.0	⩾195M	⩾40dB@3.85G &4.46G	10.8*7.3*1.1	Wire or Ribbon Bonds	69
LTB4250-500-6D1	4250M	⩽3.0	⩾500M	⩾40dB@3350M;⩾40dB@5150M	6.5*4.2*1.5	Surface Mountable	69
LTB4350-200-6D1	4350M	⩽2.8	⩾200M	⩾45dB@3200M &4950M	6.5*4.2*1.5	Surface Mountable	70
BPLT4350-1300-7SC	4350M	⩽3.0	⩾1300M	⩾20dB@3100MHz~3400 MHz; ⩾20dB@5400MHz~6000MHz	6.5*4.2*1.5	Surface Mountable	70
BPLT4375-300-7	4375M	⩽3.5	⩾300M	⩾30dB@4.0G &4.75G	10.8*7.2*1.1	Wire or Ribbon Bonds	70
BPLT4405-210-7	4405M	⩽5.0	⩾210M	⩾40dB@4.08G &4.72G	10.8*7.2*1.1	Wire or Ribbon Bonds	71
LTB4500-200-P6D1	4500M	⩽3.4	⩾200M	⩾40dB@5020M	6.5*4.2*1.5	Surface Mountable	71
BPLT4625-300-7	4625M	⩽4.0	⩾300M	⩾30dB@4.25G;⩾30dB@5.0G	10.8*6.8*1.1	Wire or Ribbon Bonds	71
BPLT4645-200-7	4645M	⩽5.5	⩾200M	⩾40dB@4.3G &4.98G	10.8*6.8*1.1	Wire or Ribbon Bonds	72
LTB4650-2800-P7D1	4650M	⩽1.3	⩾2800M	⩾35dB@2610M;⩾30dB@7300M	6.5*4.2*1.5	Surface Mountable	72
LTB4675-550-6D1	4675M	⩽2.5	⩾550M	⩾30dB@4000M;⩾50dB@5700M	6.5*4.2*1.5	Surface Mountable	72
BPLT4700-900-6	4700M	⩽1.5	⩾900M	⩾40dB@3.5G; ⩾40dB@5.9G	8.4*5.6*1.1	Wire or Ribbon Bonds	73
LTB4720-1560-P6KD1	4720M	⩽1.5	⩾1560M	⩾40dB@2750M;⩾35dB@6340M	6.5*4.2*1.5	Surface Mountable	73
LTB4750-500-6D1	4750M	⩽3.0	⩾500M	⩾40dB@3850M;⩾40dB@5650M	6.5*4.2*1.5	Surface Mountable	73
LTB4800-800-P6KD1	4800M	⩽2.0	⩾800M	⩾40dB@3600M;⩾35dB@6000M	6.5*4.2*1.5	Surface Mountable	74
BPLT4800-800-6	4800M	⩽2.0	⩾800M	⩾50dB@3.6G;⩾50dB@6.0G	8.4*5.6*1.1	Wire or Ribbon Bonds	74
BPLT4800-900-6	4800M	⩽1.5	⩾900M	⩾40dB@3.6G;⩾40dB@5.95G	8.4*5.6*1.1	Wire or Ribbon Bonds	74
BPLT4800-1800-7	4800M	⩽1.5	⩾1800M	⩾40dB@2.9G;⩾40dB@6.6G	10.8*7*1.7	Wire or Ribbon Bonds	75
BPLT4875-300-7	4875M	⩽4.0	⩾300M	⩾30dB@4.5G;⩾30dB@5.25G	10.8*6.4*1.1	Wire or Ribbon Bonds	75
LTB4900-66-P6D1	4900M	⩽3.2	⩾66M	⩾40dB@4000M;⩾35dB@5800M	6.5*4.2*1.5	Surface Mountable	75
LTB5000-1600-P6KD1	5000M	⩽1.5	⩾1600M	⩾40dB@2600M;⩾40dB@7400M	6.5*4.2*1.5	Surface Mountable	76
BPLT5000-1600-7	5000M	⩽1.5	⩾1600M	⩾45dB@2.6G;⩾45dB@7.4G	10.8*7*1.7	Wire or Ribbon Bonds	76
BPLT5000-1800-7	5000M	⩽1.5	⩾1800M	⩾40dB@3G;⩾40dB@6.8G	10.8*7*1.7	Wire or Ribbon Bonds	76
LTB5000-2000-P6D1	5000M	⩽1.7	⩾2000M	⩾30dB@3000M &8000M	6.5*4.2*1.5	Surface Mountable	77
LTB5020-480-P6D1	5020M	⩽3.5	⩾480M	⩾20dB@4500M;⩾30dB@5600M	6.5*4.2*1.5	Surface Mountable	77
LTB5060-80-P6D1	5060M	⩽3.5	⩾80M	⩾40dB@4600M	6.5*4.2*1.5	Surface Mountable	77
LTB5250-500-6D1	5250M	⩽3.0	⩾500M	⩾40dB@4350M;⩾40dB@6150M	6.5*4.2*1.5	Surface Mountable	78
BPLT5250-1560-8	5250M	⩽1.8	⩾1560M	⩾25dB@4.0G;⩾25dB@6.5G	10.8*7*1.7	Wire or Ribbon Bonds	78
BPLT5300-1100-6	5300M	⩽1.8	⩾1100M	⩾40dB@4G;⩾40dB@6.55G	10.8*7*1.7	Wire or Ribbon Bonds	78
LTB5500-1000-P6D1	5500M	⩽2.2	⩾1000M	⩾35dB@4350M;⩾35dB@6850M	6.5*4.2*1.5	Surface Mountable	79
LTB5600-800-P6KD1	5600M	⩽2.0	⩾800M	⩾35dB@4400M;⩾35dB@6800M	6.5*4.2*1.5	Surface Mountable	79
BPLT5600-800-6	5600M	⩽2.5	⩾800M	⩾53dB@4.4G;⩾50dB@6.8G	10.8*7*1.7	Wire or Ribbon Bonds	79
BPLT5600-900-6	5600M	⩽1.5	⩾900M	⩾40dB@4.3G;⩾40dB@6.8G	10.8*7*1.7	Wire or Ribbon Bonds	80
LTB5750-500-6D1	5750M	⩽3.0	⩾500M	⩾40dB@4850M;⩾40dB@6650M	6.5*4.2*1.5	Surface Mountable	80

BPF Model	FO	IL (dB)	Passband	Stopband	Dimension (mm)	User Guidelines	Page
LTB6220-1560-P6KD1	6200M	⩽1.5	⩾1560M	⩾40dB@3500M;⩾30dB@7890M	6.5*4.2*1.5	Surface Mountable	80
BPLT6600-2400-8SA	6600M	⩽2.0	⩽2400M	⩾40dBc@9200MHz~13000 MHz ⩾40dBc@500MHz~3820MHz	8.5*4.5*1.1	Surface Mountable	81
BPLT6700-1600-8	6700M	⩽1.8	⩾1600M	⩾40dB@5.1G;⩾40dB@8.3G	10*4.8*1.1	Wire or Ribbon Bonds	81
LTB7000-2000-P6D1	7000M	⩽1.5	⩾2000M	⩾25dB@5000M;⩾25dB@9000M	6.5*4.2*1.5	Surface Mountable	81
BPLT7550-1800-6	7550M	⩽1.8	⩾1800M	⩾55dB@4.3G;⩾70dB@10.3G	14*4.8*1.1	Wire or Ribbon Bonds	82
BPLT7600-1600-8	7600M	⩽1.8	⩾1600M	⩾40dB@6G;⩾40dB@9.2G	10*4.8*1.1	Wire or Ribbon Bonds	82
LTB7670-1460-P6KD1	7670M	⩽2.0	⩾1460M	⩾40dB@4200M;⩾30dB@9340M	6.5*4.2*1.5	Surface Mountable	82
LTB8000-4000-P6D1	8000M	⩽2.0	⩾4000M	⩾20dB@4700M;⩾20dB@11400M	6.5*4.2*1.5	Surface Mountable	83
BPLT8000-800-6	8000M	⩽2.2	⩾800M	⩾70dB@5.0G;⩾80dB@11G	7.6*4.8*1.1	Wire or Ribbon Bonds	83
BPLT8070-700-5	8070M	⩽2.5	⩾700M	⩾40dB@6.8G;⩾40dB@9.28G	7.6*4.8*1.1	Wire or Ribbon Bonds	83
BPLT8500-1600-8	8500M	⩽2.5	⩾1600M	⩾40dB@6.9G;⩾40dB@9.9G	10*4.8*1.1	Wire or Ribbon Bonds	84
BPLT9000-800-6	9000M	⩽2.0	⩾800M	⩾65dB@6.0G;⩾80dB@12G	7.6*4.8*1.1	Wire or Ribbon Bonds	84
BPLT9130-730-5	9130M	⩽2.5	⩾730M	⩾40dB@7.85G &10.37G	7.6*4.8*1.1	Wire or Ribbon Bonds	84
BPLT9150-1900-5	9150M	⩽1.0	⩾1900M	⩾40dB@6.4G;⩾40dB@12.2G	8*4.8*1.1	Wire or Ribbon Bonds	85
BPLT9200-1600-8	9200M	⩽2.8	⩾1600M	⩾40dB@7.6G;⩾40dB@10.8G	10.8*4*1.1	Wire or Ribbon Bonds	85
BPLT9400-200-8SA	9400M	⩽5.0	⩾200M	⩾80dB@9400±1100MHz	8.2*4.2*1	Surface Mountable	85
BPLT9500-1000-7SA	9500M	⩽2.0	⩾1000M	⩾35dBc@8000MHz; ⩾35dBc@11300MHz	6.8*3.6*1	Surface Mountable	86
BPLT9900-300-4	9900M	⩽3.0	⩾300M	⩾40dB@8.8G;⩾40dB@10.9G	8.4*4*1.1	Wire or Ribbon Bonds	86
BPLT10000-400-5	10000M	⩽3.5	⩾400M	⩾40dB@9G;⩾40dB@10.9G	9.2*4*1.1	Wire or Ribbon Bonds	86
BPLT10000-800-6	10000M	⩽2.1	⩾800M	⩾65dB@7.0G;⩾70dB@13G	7.6*4.2*1.1	Wire or Ribbon Bonds	87
BPLT10045-720-5	10045M	⩽2.8	⩾720M	⩾40dB@8.7G;⩾40dB@11.35G	7.6*4.2*1.1	Wire or Ribbon Bonds	87
BPLT10100-1600-8	10100M	⩽3.0	⩾1600M	⩾40dB@8.4G;⩾40dB@11.7G	10.8*4*1.1	Wire or Ribbon Bonds	87
BPLT10840-990-5	10480M	⩽2.5	⩾990M	⩾40dB@9.2G;⩾30dB@12.2G	10*5*1.1	Wire or Ribbon Bonds	88
BPLT10900-1600-8	10900M	⩽2.8	⩾1600M	⩾40dB@9.3G;⩾30dB@12.5G	10.8*4*1.1	Wire or Ribbon Bonds	88
BPLT11000-300-4	11000M	⩽4.0	⩾300M	⩾40dB@10G;⩾30dB@11.9G	8.4*4*1.1	Wire or Ribbon Bonds	88
BPLT11000-700-6	11000M	⩽3.0	⩾700M	⩾40dB@9.7G;⩾40dB@12.2G	7.6*4.2*1.1	Wire or Ribbon Bonds	89
BPLT11000-800-6	11000M	⩽2.3	⩾800M	⩾65dB@8.0G;⩾70dB@14G	7.6*4.2*1.1	Wire or Ribbon Bonds	89
BPLT11010-990-5	11010M	⩽2.8	⩾1000M	⩾40dB@9.4G;⩾30dB@12.4G	10*5*1.1	Wire or Ribbon Bonds	89
BPLT11030-690-5	11030M	⩽3.0	⩾690M	⩾40dB@9.7G;30dB@12.36G	7.6*4.2*1.1	Wire or Ribbon Bonds	90
BPLT11050-400-5	11050M	⩽4.0	⩾400M	⩾40dB@10.1G;40dB@12.0G	9.2*4*1.1	Wire or Ribbon Bonds	90
BPLT11400-1600-8	11400M	⩽3.0	⩾1600M	⩾40dB@9.8G;40dB@13.0G	11.2*3.6*1.1	Wire or Ribbon Bonds	90
BPLT11850-400-4	11850M	⩽4.0	⩾400M	⩾40dB@10.7G;40dB@12.9G	8.8*3.6*1.1	Wire or Ribbon Bonds	91
BPLT11900-900-4	11900M	⩽2.5	⩾900M	⩾40dB@10.1G &13.82G	7.6*3.8*1.1	Wire or Ribbon Bonds	91
BPLT12000-500-5	12000M	⩽4.0	⩾500M	⩾40dB@10.9G;40dB@13G	9.2*3.6*1.1	Wire or Ribbon Bonds	91
BPLT12000-800-6	12000M	⩽2.8	⩾800M	⩾65dB@9.0G;⩾65dB@15G	7.6*4.2*1.1	Wire or Ribbon Bonds	92

BPF Model	FO	IL (dB)	Passband	Stopband	Dimension (mm)	User Guidelines	Page
BPLT12020-1010-5	12020M	⩽3.0	⩾1000M	⩾40dB@10.4G;⩾30dB@13.4G	10*5*1.1	Wire or Ribbon Bonds	92
BPLT12090-1000-5	12090M	⩽3.0	⩾1000M	⩾40dB@10.4G;⩾30dB@13.4G	10*5*1.1	Wire or Ribbon Bonds	92
BPLT12300-1600-8	12300M	⩽3.0	⩾1600M	⩾40dB@10.6G;⩾40dB@13.9G	11.2*3.6*1.1	Wire or Ribbon Bonds	93
BPLT12350-1000-5	12350M	⩽2.8	⩾1000M	⩾40dB@10.7G &13.7G	10*5*1.1	Wire or Ribbon Bonds	93
BPLT12500-3000-7SA	12500M	⩽2.0	⩾3000M	⩾50dB@7000 MHz; ⩾50dB@16500 MHz	6*3.6*1.1	Surface Mountable	93
BPLT12790-980-4	12790M	⩽2.5	⩾980M	⩾40dB@10.86G &14.71G	7.6*3.8*1.1	Wire or Ribbon Bonds	94
BPLT12850-400-4	12850M	⩽4.0	⩾400M	⩾40dB@11.7G;⩾40dB@13.9G	8.8*3.6*1.1	Wire or Ribbon Bonds	94
BPLT13000-800-6	13000M	⩽3.0	⩾800M	⩾65dB@10.0G;⩾65dB@16G	7.6*4.2*1.1	Wire or Ribbon Bonds	94
BPLT13050-600-5	13050M	⩽4.0	⩾600M	⩾40dB@11.9G;⩾40dB@14.1G	9.2*3.6*1.1	Wire or Ribbon Bonds	95
BPLT13100-1600-8	13100M	⩽3.5	⩾1600M	⩾40dB@11.4G;⩾40dB@14.6G	11.2*3.6*1.1	Wire or Ribbon Bonds	95
BPLT13390-1260-4	13390M	⩽2.0	⩾1260M	⩾40dB@10.86G &16.0G	7.6*3.8*1.1	Wire or Ribbon Bonds	95
BPLT13880-300-5	13880M	⩽5.5	⩾300M	⩾40dB@13G;⩾40dB@14.6G	9.8*3.2*1.1	Wire or Ribbon Bonds	96
BPLT13970-760-4	13970M	⩽3.0	⩾760M	⩾40dB@12.1G &15.8G	7.6*3.8*1.1	Wire or Ribbon Bonds	96
BPLT14000-400-4	14000M	⩽4.5	⩾400M	⩾40dB@12.8G;⩾40dB@15G	8.8*3.2*1.1	Wire or Ribbon Bonds	96
BPLT14000-500-5	14000M	⩽4.5	⩾500M	⩾40dB@12.9G;⩾40dB@15G	9.2*3.2*1.1	Wire or Ribbon Bonds	97
BPLT14000-800-6	14000M	⩽3.0	⩾800M	⩾65dB@11G;⩾65dB@17G	7.6*4.2*1.1	Wire or Ribbon Bonds	97
BPLT14000-1600-8	14000M	⩽3.5	⩾1600M	⩾40dB@12.4G;⩾40dB@15.6G	11.6*3.2*1.1	Wire or Ribbon Bonds	97
BPLT14100-400-5	14100M	⩽4.5	⩾400M	⩾40dB@13.1G;⩾40dB@15.1G	9.8*3.2*1.1	Wire or Ribbon Bonds	98
BPLT14700-1600-8	14700M	⩽4.5	⩾1600M	⩾40dB@13.1G;⩾40dB@15G	11.6*3.2*1.1	Wire or Ribbon Bonds	98
BPLT14900-300-5	14900M	⩽6.5	⩾300M	⩾40dB@14.1G;⩾40dB@15.9G	9.8*3.2*1.1	Wire or Ribbon Bonds	98
BPLT15000-800-6	15000M	⩽3.5	⩾800M	⩾65dB@12G;⩾65dB@18G	7.6*4.2*1.1	Wire or Ribbon Bonds	99
BPLT15050-400-4	15050M	⩽4.5	⩾400M	⩾40dB@13.8G;⩾40dB@16.2G	8.8*3.2*1.1	Wire or Ribbon Bonds	99
BPLT15060-2920-7	15060M	⩽2.0	⩾2920M	⩾33dB@12.3G;⩾65dB@20G	16*4*1.1	Wire or Ribbon Bonds	99
BPLT15150-400-5	15150M	⩽5.0	⩾400M	⩾40dB@14.1G;⩾40dB@15.1G	9.8*3.2*1.1	Wire or Ribbon Bonds	100
BPLT15500-1600-8	15500M	⩽3.5	⩾1600M	⩾40dB@13.6G;⩾40dB@17.2G	11.6*3.2*1.1	Wire or Ribbon Bonds	100
BPLT15950-350-5	15950M	⩽7.0	⩾350M	⩾40dB@15.1G;⩾40dB@16.7G	9.8*3.2*1.1	Wire or Ribbon Bonds	100
BPLT16000-800-6	16000M	⩽3.5	⩾800M	⩾65dB@13G;⩾65dB@19G	7.6*4.2*1.1	Wire or Ribbon Bonds	101
BPLT16000-4000-7SA	16000M	⩽2.0	⩾4000M	⩾50dB@9000MHz; ⩾50dB@21000MHz	6*3.6*1.1	Surface Mountable	101
BPLT16200-400-5	16200M	⩽5.5	⩾400M	⩾40dB@15.1G;⩾40dB@17.G	9.8*3.2*1.1	Wire or Ribbon Bonds	101
BPLT16250-1600-8	16250M	⩽4.0	⩾1600M	⩾40dB@14.5G;⩾40dB@18.0G	11.6*3.2*1.1	Wire or Ribbon Bonds	102
BPLT17000-400-5	17000M	⩽7.0	⩾400M	⩾40dB@16G;⩾40dB@18.0G	9.8*3.2*1.1	Wire or Ribbon Bonds	102
BPLT17100-500-4	17100M	⩽5.5	⩾500M	⩾40dB@15.9G;⩾40dB@18.2G	8.8*3.2*1.1	Wire or Ribbon Bonds	102
BPLT17200-1600-8	17200M	⩽4.0	⩾1600M	⩾40dB@15.6G;⩾40dB@18.8G	11.6*3.2*1.1	Wire or Ribbon Bonds	103

LPF Model	FL	IL (dB)	Passband	Stopband	Dimension (mm)	User Guidelines	Page
LTL80-P7D1	80M	⩽1.5	DC-80M	⩾30dB@160M	6.5*4.2*1.5	Surface Mountable	103
LTL100-P7D1	100M	⩽1.5	DC-100M	⩾30dB@200M	6.5*4.2*1.5	Surface Mountable	103
LTL120-P7D1	120M	⩽1.5	DC-120M	⩾30dB@240M	6.5*4.2*1.5	Surface Mountable	104
LTL225-P5B	225M	⩽1.2	DC-225M	⩾40@510M-2000M	3.2*1.6*1	Surface Mountable	104
YMLTLP300-A	300M	⩽2.0	DC-300M	⩾20dB@400M-10000M	5.3*2*0.9	Surface Mountable	104
LTL480-P7A	480M	⩽1.7	DC-480M	⩾40dB@800M-2000M	5.3*2*0.9	Surface Mountable	105
LTL500-P7A	500M	⩽1.0	DC-500M	⩾40@1100M-2000M	5.3*2*0.9	Surface Mountable	105
YMLTLP800-B	800M	⩽0.9	DC-800M	⩾40dB@1600M-3000M	3.2*1.6*1	Surface Mountable	105
LTL1000-PB	1000M	⩽1.0	DC-1000M	⩾20dB@1600M-5500M	3.2*1.6*1	Surface Mountable	106
YMLTLP1200-B	1200M	⩽1.0	DC-1200M	⩾40dB@2000M-3500M	3.2*1.6*1	Surface Mountable	106
LTL1250-P11D1	1250M	⩽1.2	DC-1250M	⩾50dB@2000M-4000M	6.5*4.2*1.5	Surface Mountable	106
BPLTL1314-661-6SC	1314M	⩽3.0	DC-1314M	⩾40dBc@1966.08～3290MHz	6.5*4.2*1.5	Surface Mountable	107
LTL1450-PB	1450M	⩽1.5	DC-1450M	⩾20dB@2050M-6700M	3.2*1.6*1	Surface Mountable	107
YMLTLP1575-B	1575M	⩽0.9	DC-1575M	⩾40dB@2700M-4800M	3.2*1.6*1	Surface Mountable	107
BPLTL1605-721-6SC	1605M	⩽3.0	DC-1650M	⩾40dBc@2490～3932.16MHz	6.5*4.2*1.5	Surface Mountable	108
LTL1800-PB	1800M	⩽1.5	DC-1800M	⩾20dB@2425M-8600M	3.2*1.6*1	Surface Mountable	108
BPLTL1910-871-6SC	1910M	⩽3.0	DC-1910M	⩾40dBc@2949.12～4692MHz	6.5*4.2*1.5	Surface Mountable	108
LTL2000-PB	2000M	⩽1.5	DC-2000M	⩾20dB@3000M-6000M	3.2*1.6*1	Surface Mountable	109
BPLTL2300-7B	2300M	⩽2.0	DC-2300M	⩾30dBc@2600MHz	4.8*4.2*1.2	Surface Mountable	109
BPLTL2400-7B	2400M	⩽2.0	DC-2400M	⩾40dBc@Secondary Harmonics	3.2*1.6*1	Surface Mountable	109
BPLTL2447-1003-6SC	2447M	⩽3.0	DC-2447M	⩾40dBc@3892～5898.24MHz	6.5*4.2*1.5	Surface Mountable	110
YMLTLP2500-B	2500M	⩽0.9	DC-2500M	⩾20dB@4500M-10000M	3.2*1.6*1	Surface Mountable	110
LTL2750-PB	2750M	⩽1.0	DC-2750M	⩾20dB@4150M-8400M	3.2*1.6*1	Surface Mountable	110
BPLTL2809-680-8SC	2809M	⩽3.0	DC-2809M	⩾40dBc@4938.26～6300MHz	6.5*4.2*1.5	Surface Mountable	111
YMLTLP3000-B	3000M	⩽0.8	DC-3000M	⩾20dB@4800M-12000M	3.2*1.6*1	Surface Mountable	111
LTL3000-P11D1	3000M	⩽1.2	DC-3000M	⩾40dB@4400M-9000M	6.5*4.2*1.5	Surface Mountable	111
LTL3200-9A	3200M	⩽2.0	DC-3200M	⩾35dB@4000M-6400M	5.3*2*0.9	Surface Mountable	112
BPLTL3300-7B	3300M	⩽1.5	DC-3300M	⩾30dBc@Secondary Harmonics	3.2*1.6*1	Surface Mountable	112
LTL3400-PB	3400M	⩽1.3	DC-3400M	⩾30dB@4760M-8300M	3.2*1.6*1	Surface Mountable	112
YMLTLP3450-B	3450M	⩽1.0	DC-3450M	⩾30dB@4760M-10000M	3.2*1.6*1	Surface Mountable	113
YMLTLP3800-B	3800M	⩽0.8	DC-3800M	⩾30dB@6200M-11000M	3.2*1.6*1	Surface Mountable	113
LTL4400-PB	4400M	⩽1.3	DC-4400M	⩾20dB@6700M-13000M	3.2*1.6*1	Surface Mountable	113
YMLTLP5000-B	5000M	⩽1.5	DC-5000M	⩾30dB@6800M-11000M	3.2*1.6*1	Surface Mountable	114
LTL5500-PB	5500M	⩽1.5	DC-5500M	⩾20dB@7200M-12100M	3.2*1.6*1	Surface Mountable	114
YMLTLP6000-B	6000M	⩽1.5	DC-6000M	⩾30dB@8000M-12000M	3.2*1.6*1	Surface Mountable	114
LTL6100-9A	6100M	⩽1.5	DC-6100M	⩾35dB@9400M-12000M	5.3*2*0.9	Surface Mountable	115
BPLTL6542-1300-SC	6542M	⩽2.0	DC-6542M	⩾45dB@1500-2800MHz;⩾30dB@2800-8400MHz	6.5*4.2*1.5	Surface Mountable	115

LPF Model	FL	IL (dB)	Passband	Stopband	Dimension (mm)	User Guidelines	Page
LTL8200-9A	8200M	⩽1.5	DC-8200M	⩾30dB@13000M-16000M	5.3*2*0.9	Surface Mountable	115
LTL9000-P9A5A	9000M	⩽1.5	DC-9000M	⩾20dB@12500M-20000M	5.3*2*0.9	Surface Mountable	116

HPF Model	FL	IL (dB)	Passband	Stopband	Dimension (mm)	User Guidelines	Page
LTH2000-P5B	2000M	⩽2.5	2000-5000M	⩾20dB@DC-1500M	3.2*1.6*1	Surface Mountable	116
LTH2000-5D2	2000M	⩽1.8	2000-6000M	⩾20dB@1300M	6*4*1.5	Surface Mountable	116
LTH2000-P7H1	2000M	⩽2	2000-12000M	⩾40dB@DC-1400M	4.5*3.2*1.5	Surface Mountable	117
LTH2200-5D2	2200M	⩽1.8	2200-7600M	⩾20dB@1300M	6*4*1.5	Surface Mountable	117
LTH2700-P5B	2700M	⩽1.2	2700-6000M	⩾10dB@DC-2000M	3.2*1.6*1	Surface Mountable	117
LTH3000-P7H1	3000M	⩽2	3000-13000M	⩾30dB@DC-2200M	4.5*3.2*1.5	Surface Mountable	118
LTH3200-5D2	3200M	⩽1.8	3200-9600M	⩾20dB@2000M	6*4*1.5	Surface Mountable	118

LTCC Filters

Features

- Small volume
- Stable temperature performance
- Three-dimensional structure LTCC multi-layer integration

Temperature Range

- Operating Temperature-40℃- +70℃
- Storage Temperature-55℃- +85℃

Precautions for Use

- It is recommended to use plastic tweezers to pick up
- Input and output ports are interchangeable
- Make sure the port impedance is 50 ohms
- **The package form is recommended to use reflow soldering as shown in the figure below.** The soldering temperature should not exceed 240°C. During soldering, it is important to avoid sudden temperature changes to prevent device misalignment and pad sliding caused by the product.

The package form is shown in the figure below

The figure below shows the package form used in the reflow soldering process, and each package form has its recommended mounting pad.

The mounting pads in the product manual use Rogers RO4003 0.5(mm) thick board. If other boards are used, ensure that the impedance of the RF port is 50 ohms.

Type A Package Outline Dimensions

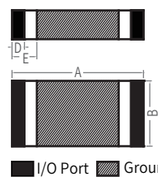

A	B	C	D	E
5.3	2.0	0.9	0.5	1

Unit:mm Tolerance:±0.1

Type A Package Recommended Mounting Pad

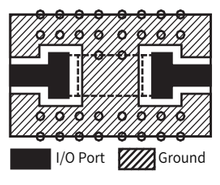

Recommended Package Form

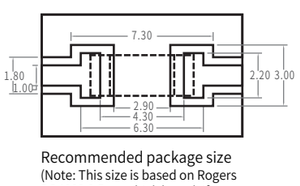

Recommended package size
(Note: This size is based on Rogers RO4003 0.5mm thick board, if you use other boards, you need to ensure that the RF port is 50 ohms)

Type A1 Package Outline Dimensions

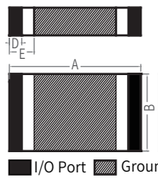

A	B	C	D	E
5.3	2.5	0.9	0.5	1

Unit:mm Tolerance:±0.1

Type A1 Package Recommended Mounting Pad

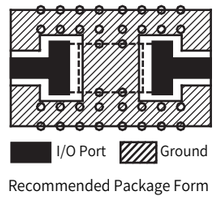

Recommended Package Form

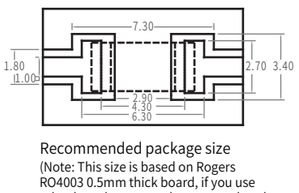

Recommended package size
(Note: This size is based on Rogers RO4003 0.5mm thick board, if you use other boards, you need to ensure that the RF port is 50 ohms)

Type B Package Outline Dimensions

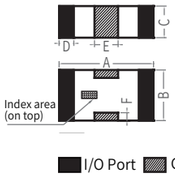

A	B	C	D	E	F
3.2	1.6	1	0.5	0.8	0.25

Unit:mm Tolerance:±0.1

Type B Package Recommended Mounting Pad

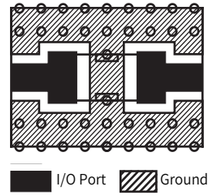

Recommended Package Form

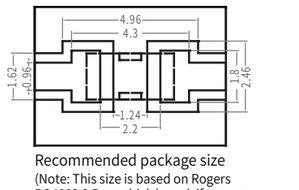

Recommended package size
(Note: This size is based on Rogers RO4003 0.5mm thick board, if you use other boards, you need to ensure that the RF port is 50 ohms)

Type D Package Outline Dimensions

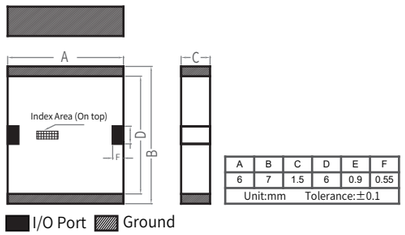

A	B	C	D	E	F
6	7	1.5	6	0.9	0.55

Unit:mm Tolerance:±0.1

Type D Package Recommended Mounting Pad

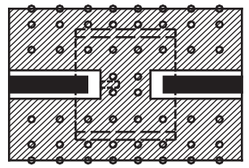

Recommended Package Form

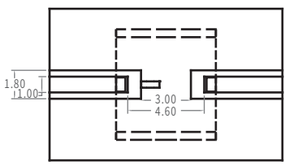

Recommended package size
(Note: This size is based on Rogers RO4003 0.5mm thick board, if you use other boards, you need to ensure that the RF port is 50 ohms)

Type F Package Outline Dimensions

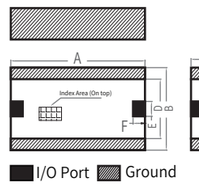

A	B	C	D	E	F
9	5	1.9	3.6	0.9	0.8

Unit:mm Tolerance:±0.1

Type F Package Recommended Mounting Pad

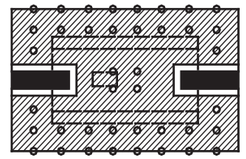

Recommended Package Form

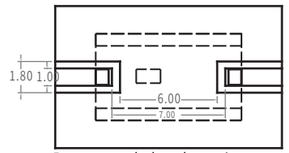

Recommended package size
(Note: This size is based on Rogers RO4003 0.5mm thick board, if you use other boards, you need to ensure that the RF port is 50 ohms)

Type D1 Package Outline Dimensions

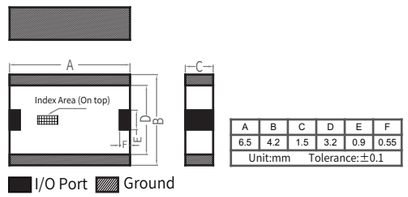

A	B	C	D	E	F
6.5	4.2	1.5	3.2	0.9	0.55

Unit:mm Tolerance:±0.1

Type D1 Package Recommended Mounting Pad

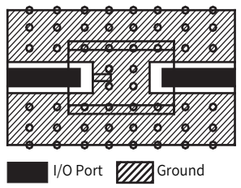

Recommended Package Form

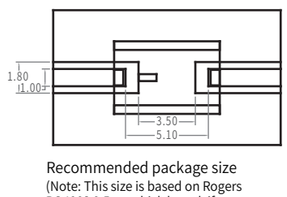

Recommended package size
(Note: This size is based on Rogers RO4003 0.5mm thick board, if you use other boards, you need to ensure that the RF port is 50 ohms)

Type D2 Package Outline Dimensions

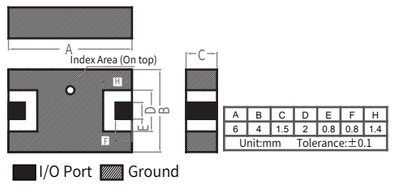

A	B	C	D	E	F	H
6	4	1.5	2	0.8	0.8	1.4

Unit:mm Tolerance:±0.1

Type D2 Package Recommended Mounting Pad

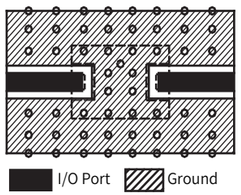

Recommended Package Form

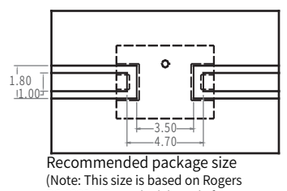

Recommended package size
(Note: This size is based on Rogers RO4003 0.5mm thick board, if you use other boards, you need to ensure that the RF port is 50 ohms)

Type D4 Package Outline Dimensions

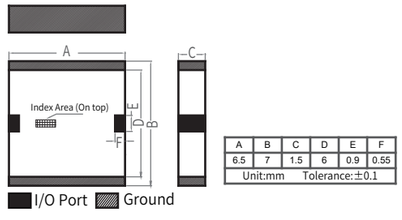

A	B	C	D	E	F
6.5	7	1.5	6	0.9	0.55

Unit:mm Tolerance:±0.1

Type D4 Package Recommended Mounting Pad

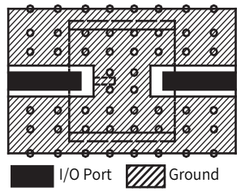

Recommended Package Form

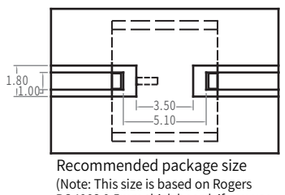

Recommended package size
(Note: This size is based on Rogers RO4003 0.5mm thick board, if you use other boards, you need to ensure that the RF port is 50 ohms)

LTCC Integrated circuit board

Features

- Small volume
- Stable temperature performance
- Three-dimensional structure LTCC multi-layer integration

Temperature Range

- Operating temperature-55℃- +85℃
- Storage temperature-55℃- +85℃

Commonly used materials

- Dubont951 series and Ferro A6M series
- Raw porcelain tape dimension 6inch*6inch



Dubont951 material integrated circuit board



Ferro A6M material integrated circuit board

LTCC Microchannel

Applications:

Based on the structure of LTCC micro-channel technology, the multi-physical field integrated design of the three-dimensional Structure circuit's mechanics, electricity, and heat can effectively solve the heat dissipation requirements of active circuits such as power amplifiers, low-noise amplifiers, and drivers.

How it works:

Micro-channel technology is a form of micro-cooling technology. Based on the fluid mechanics theory, a micro-channel system is constructed to realize microfluidic functions, enabling the transfer of heat from the chip to the exterior via liquid circulation, thereby achieving effective heat dissipation.

Advantages of microchannel technology based on the LTCC process:

- It effectively solves the heat dissipation needs of active circuits, including power amplifiers, low noise amplifiers, and drivers.
- The LTCC process's three-dimensional structure enables the high-density integration of modules, including radio frequency, digital, control, and power supply components.
- It offers the benefits of a small volume, a large heat dissipation area, and low mass.



Cross-sectional structure diagram of microchannel(1)

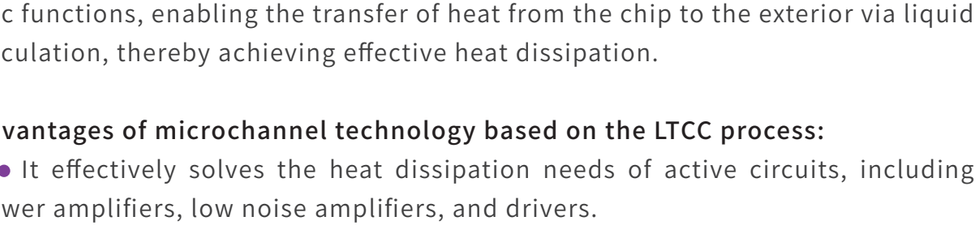

Cross-sectional structure diagram of microchannel(2)

LTB90-30-P3F Specifications

FO(MHz)	IL(F0)	BW (-1dB)	VSWR	Stopband	Dimension (mm)	Structure
90	⩽2.0	⩾30M	⩽2	⩾20dB@30M;⩾20dB@145M	9*5*1.9	F

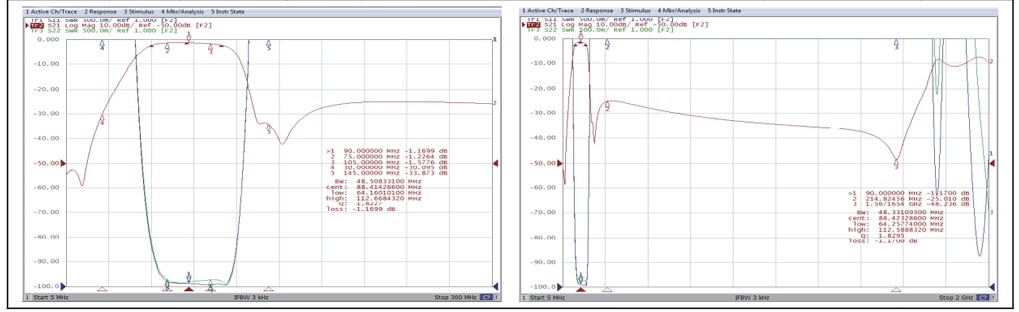

LTB120-40-P3F Specifications

FO(MHz)	IL(F0)	BW (-1dB)	VSWR	Stopband	Dimension (mm)	Structure
120	⩽1.5	⩾40M	⩽1.8	⩾30dB@80M;⩾30dB@200M	9*5*1.9	F

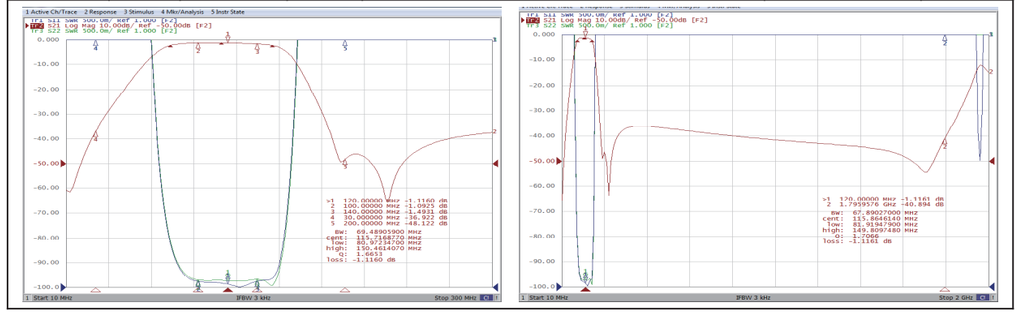

LTB140A-20-5F Specifications

FO(MHz)	IL(F0)	BW (-1.5dB)	VSWR	Stopband	Dimension (mm)	Structure
140	⩽4.0	⩾20M	⩽2	⩾20dB@110M;⩾15dB@170M	9*5*1.9	F

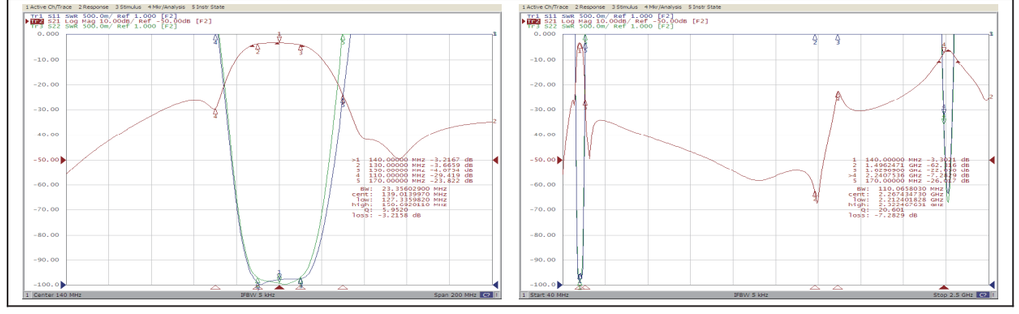

LTB140A-40-5F Specifications

FO(MHz)	IL(F0)	BW (-1.7dB)	VSWR	Stopband	Dimension (mm)	Structure
140	⩽3.0	⩾40M	⩽2	⩾30dB@90M &190M	9*5*1.9	F

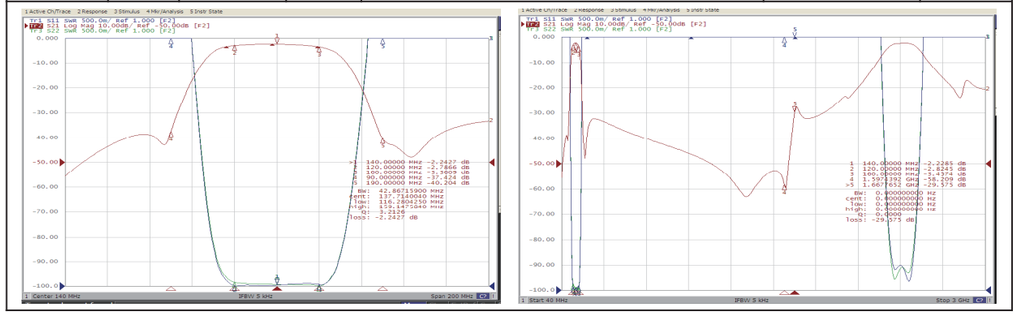

LTB140A-60-5F Specifications

FO(MHz)	IL(F0)	BW (-2dB)	VSWR	Stopband	Dimension (mm)	Structure
140	⩽2.2	⩾60M	⩽2	⩾30dB@80M； ⩾28dB@200M	9*5*1.9	F

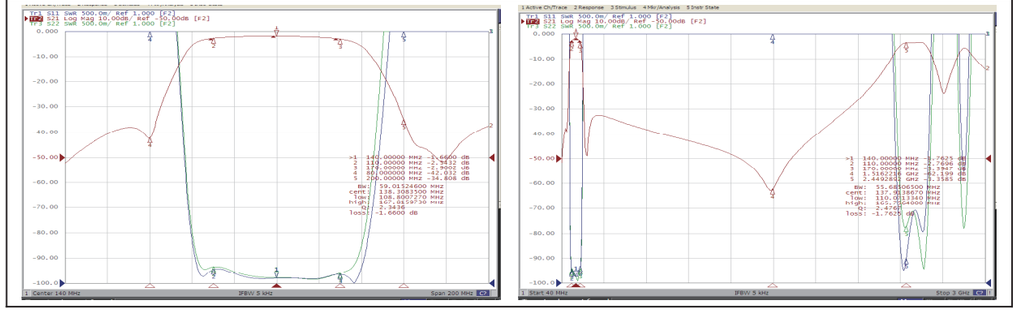

LTB140A-80-5F Specifications

FO(MHz)	IL(F0)	BW (-2dB)	VSWR	Stopband	Dimension (mm)	Structure
140	⩽2.0	⩾80M	⩽2	⩾30dB@70M &220M	9*5*1.9	F

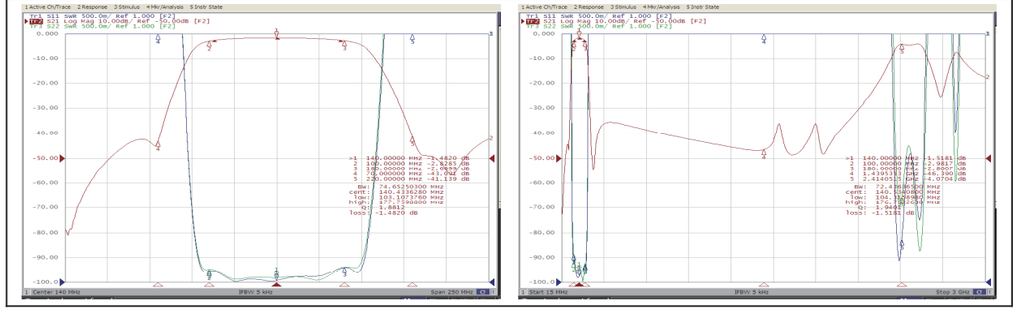

LTB275-130-P5A1 Specifications

FO(MHz)	IL(F0)	BW (-1dB)	VSWR	Stopband	Dimension (mm)	Structure
275	⩽2.4	⩾130M	⩽2	⩾15dB@120M &480M	5.3*2.5*0.9	A1

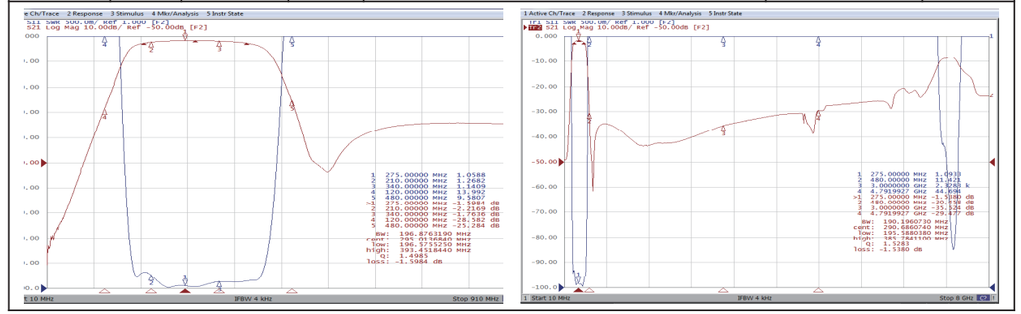

LTB300-100-P5A1 Specifications

FO(MHz)	IL(F0)	BW (-1dB)	VSWR	Stopband	Dimension (mm)	Structure
300	⩽2.8	⩾100M	⩽2	⩾30dB@150M &450M	5.3*2.5*0.9	A1

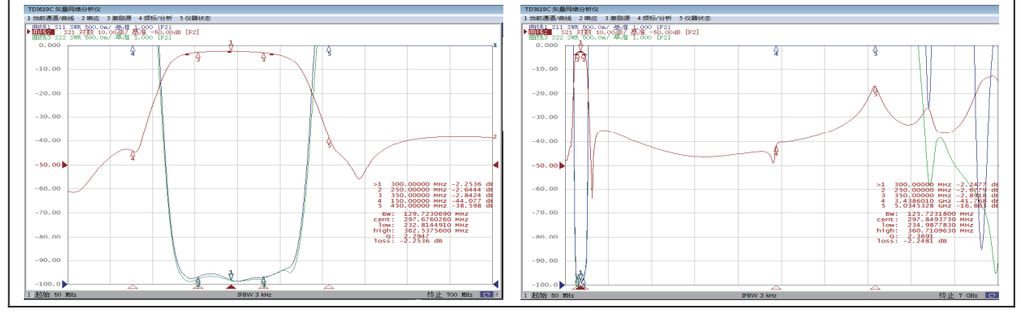

LTB350-100-P5A1 Specifications

FO(MHz)	IL(F0)	BW (-1dB)	VSWR	Stopband	Dimension (mm)	Structure
350	⩽2.5	⩾100M	⩽2	⩾30dB@200M;⩾40dB@600M	5.3*2.5*0.9	A1

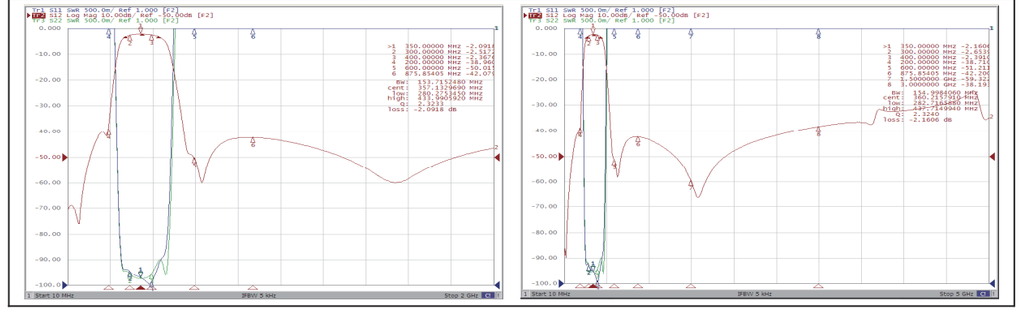

LTB375-20-P5A1 Specifications

FO(MHz)	IL(F0)	BW (-1dB)	VSWR	Stopband	Dimension (mm)	Structure
375	⩽4.5	⩾20M	⩽2	⩾40dB@125M;⩾40dB@500M	5.3*2.5*0.9	A1

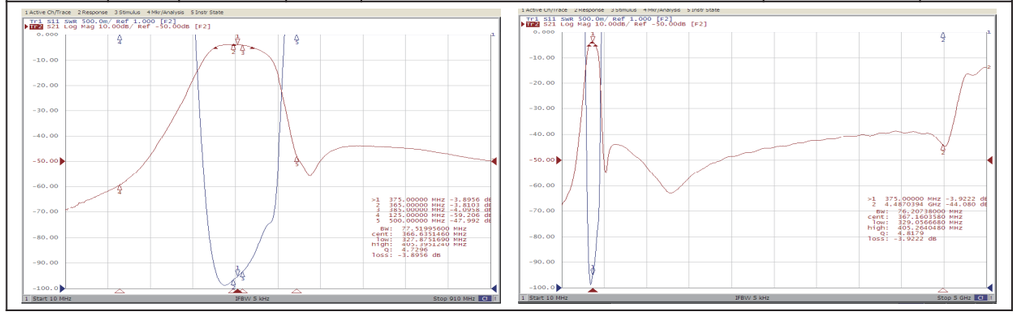

LTB375-200-5A1 Specifications

FO(MHz)	IL(F0)	BW (-2dB)	VSWR	Stopband	Dimension (mm)	Structure
375	⩽2.5	⩾200M	⩽2	⩾35dB@175M ;⩾25dB@575M	5.3*2.5*0.9	A1

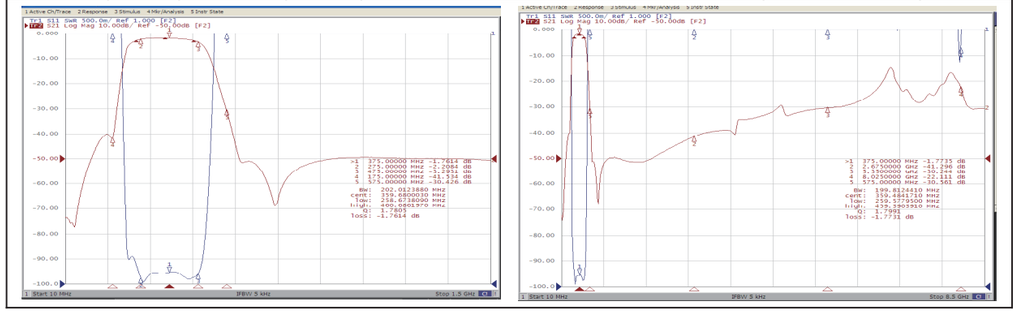

LTB400-120-5A Specifications

FO(MHz)	IL(F0)	BW (-1dB)	VSWR	Stopband	Dimension (mm)	Structure
400	⩽2.0	⩾120M	⩽2	⩾40dB@800M	5.3*2*0.9	A

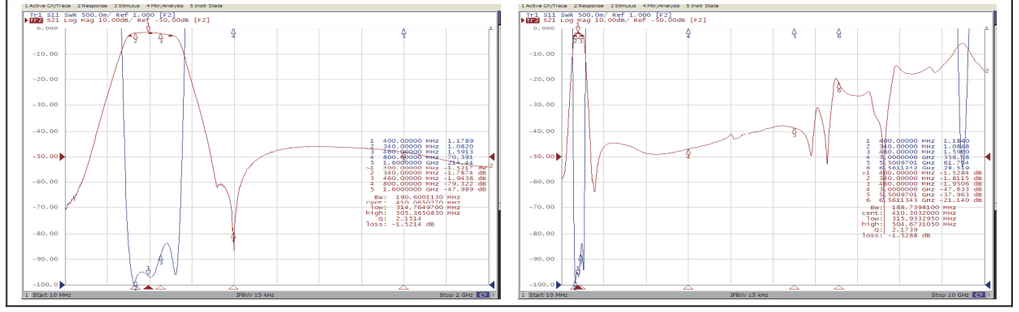

LTB409-102-5F Specifications

FO(MHz)	IL(F0)	BW (-1dB)	VSWR	Stopband	Dimension (mm)	Structure
409	⩽2.0	⩾102M	⩽2	⩾40dB@202M;⩾30dB@550M	9*5*1.9	F

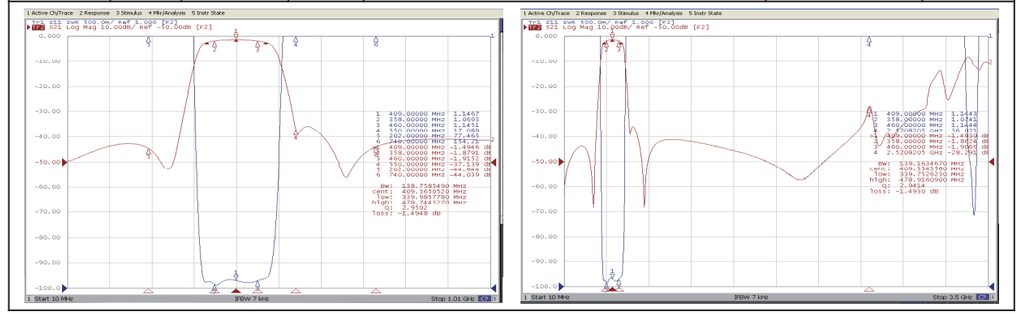

LTB435-170-6A1 Specifications

FO(MHz)	IL(F0)	BW (-1dB)	VSWR	Stopband	Dimension (mm)	Structure
435	⩽2.5	⩾170M	⩽2	⩾35dB@200M & 700M	5.3*2.5*0.9	A1

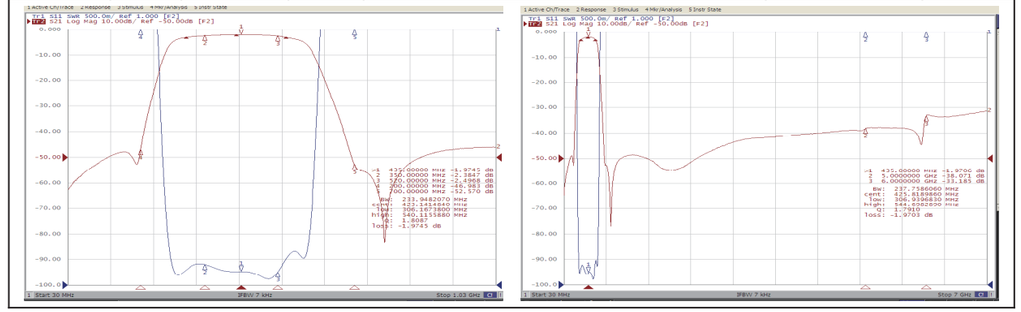

LTB490-220-P6A1 Specifications

FO(MHz)	IL(F0)	BW (-1.5dB)	VSWR	Stopband	Dimension (mm)	Structure
490	⩽2.5	⩾220M	⩽2	⩾35dB@250M;⩾30dB@900M	5.3*2.5*0.9	A1

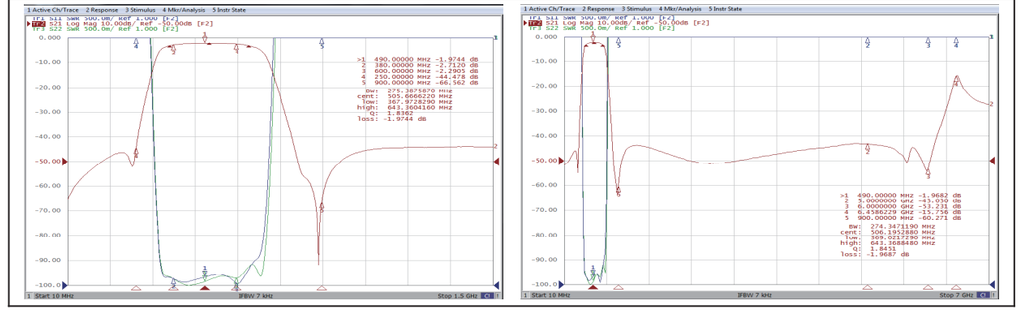

YMLTBP0.5-0.18-A Specifications

FO(GHz)	IL(F0)	BW (-1dB)	VSWR	Stopband	Dimension (mm)	Structure
0.5	⩽2.2	⩾0.18G	⩽2	⩾40dB@0.18G &0.79G	5.3*2*0.9	A

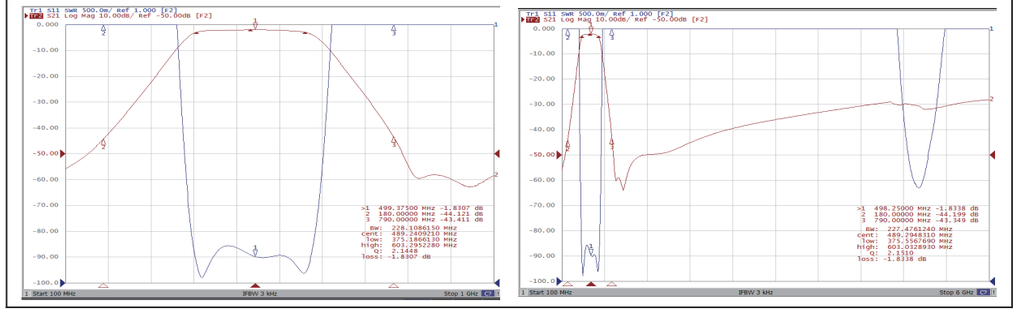

LTB550-500-P5D1 Specifications

FO(MHz)	IL(F0)	BW (-1.5dB)	VSWR	Stopband	Dimension (mm)	Structure
550	⩽2.2	⩾500M	⩽2	⩾35dB@100M； ⩾20dB@1000M	6.5*4.2*1.5	D1

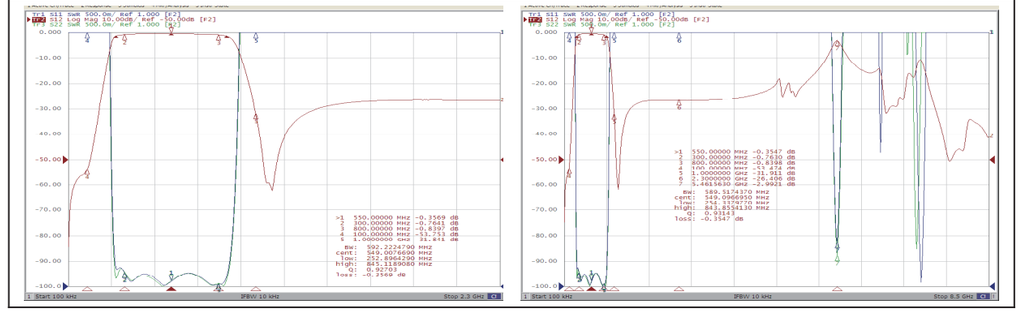

LTB525-60-P5A Specifications

FO(MHz)	IL(F0)	BW (-1dB)	VSWR	Stopband	Dimension (mm)	Structure
525	⩽4.2	⩾60M	⩽2	⩾30dB@375M &675M	5.3*2*0.9	A

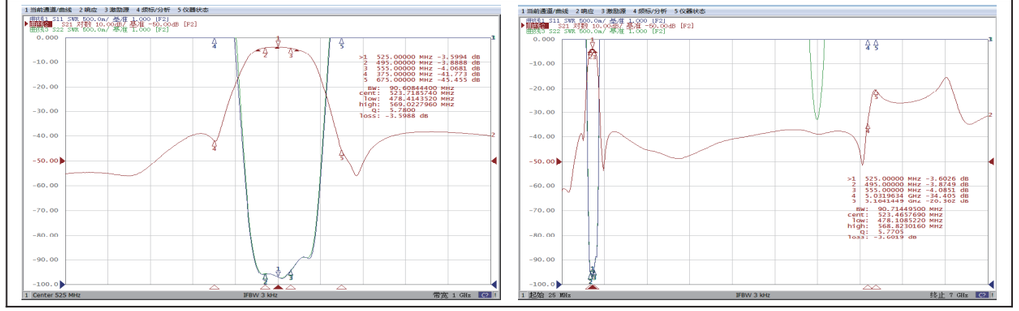

YMLTBP0.56-0.02-A Specifications

FO(GHz)	IL(F0)	BW (-1dB)	VSWR	Stopband	Dimension (mm)	Structure
0.56	⩽8.5	⩾0.02G	⩽2	⩾40dB@0.42G &0.65G	5.3*2*0.9	A

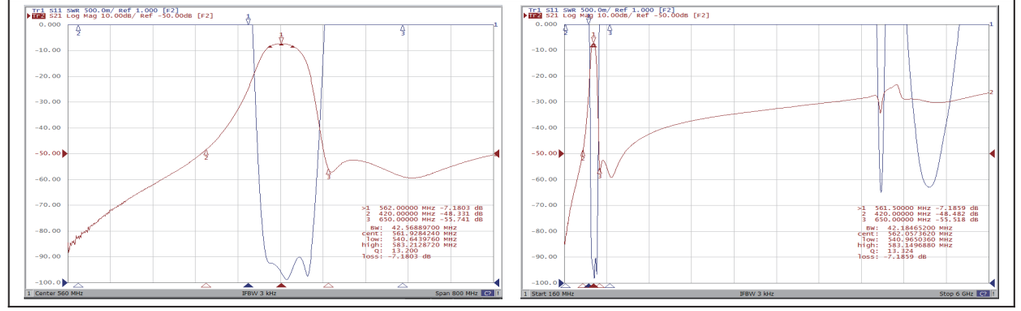

LTB530-220-P6A1 Specifications

FO(MHz)	IL(F0)	BW (-1.2dB)	VSWR	Stopband	Dimension (mm)	Structure
530	⩽2.5	⩾220M	⩽2	⩾30dB@270M;⩾35dB@840M	5.3*2.5*0.9	A1

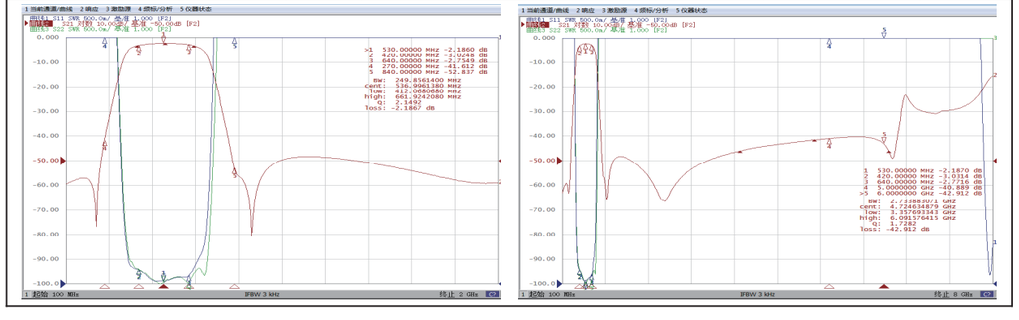

YMLTBP0.58-0.02-A Specifications

FO(GHz)	IL(F0)	BW (-1dB)	VSWR	Stopband	Dimension (mm)	Structure
0.58	⩽8.5	⩾0.02G	⩽2	⩾40dB@0.44G &0.68G	5.3*2*0.9	A

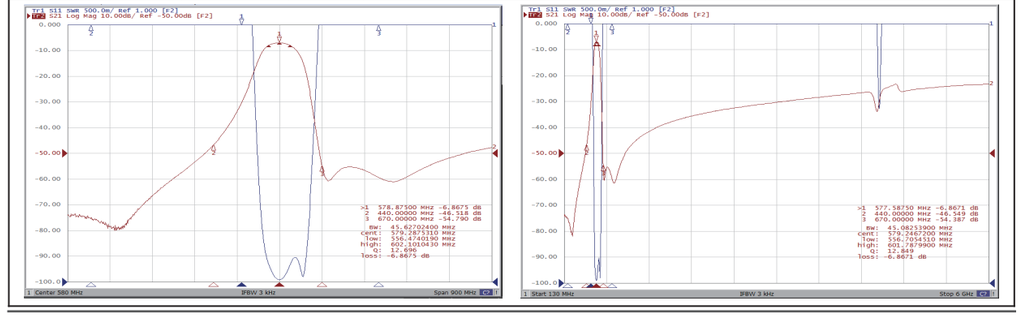

YMLTBP0.6-0.13-A Specifications

FO(GHz)	IL(F0)	BW (-3dB)	VSWR	Stopband	Dimension (mm)	Structure
0.6	⩽3.8	⩾0.13G	⩽2	⩾20dB@0.45G &0.75G	5.3*2*0.9	A

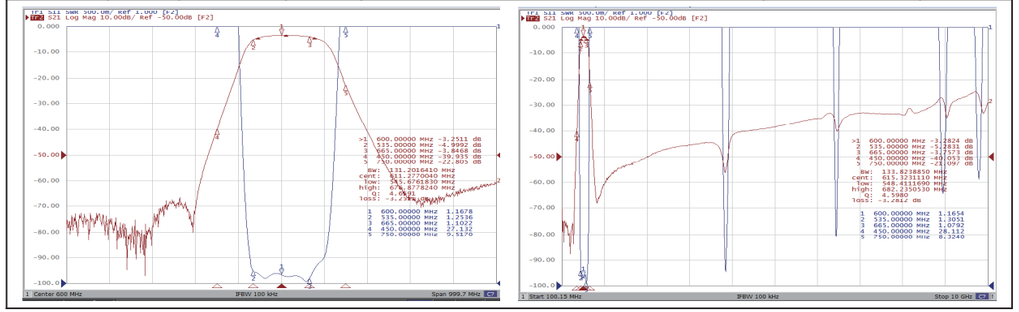

YMLTBP0.6-0.2-A Specifications

FO(GHz)	IL(F0)	BW (-1dB)	VSWR	Stopband	Dimension (mm)	Structure
0.6	⩽2.8	⩾0.2G	⩽2	⩾20dB@0.4G &0.8G	5.3*2*0.9	A

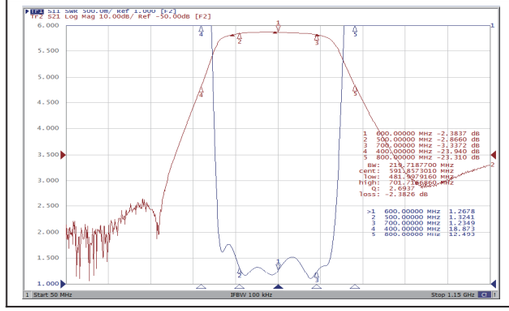

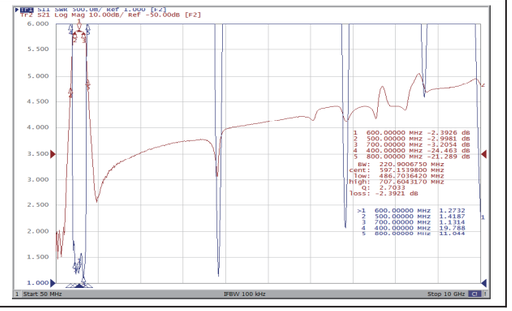

LTB606-102-5F Specifications

FO(MHz)	IL(F0)	BW (-1dB)	VSWR	Stopband	Dimension (mm)	Structure
606	⩽2.5	⩾102M	⩽2	⩾25dB@475M;⩾40dB@1715M	9*5*1.9	F

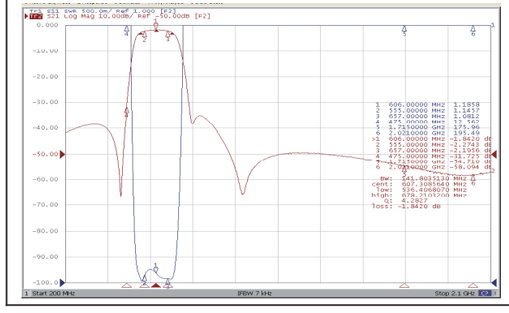

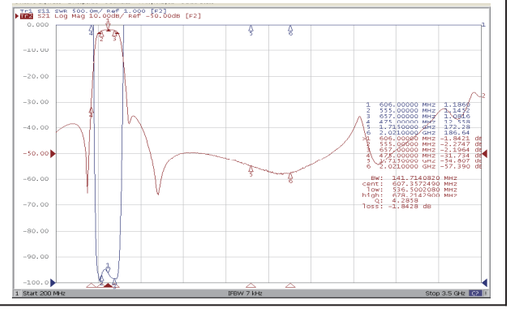

LTB625-250-6A Specifications

FO(MHz)	IL(F0)	BW (-1dB)	VSWR	Stopband	Dimension (mm)	Structure
625	⩽2.5	⩾250M	⩽2	⩾35dB@300M &1000M	5.3*2*0.9	A

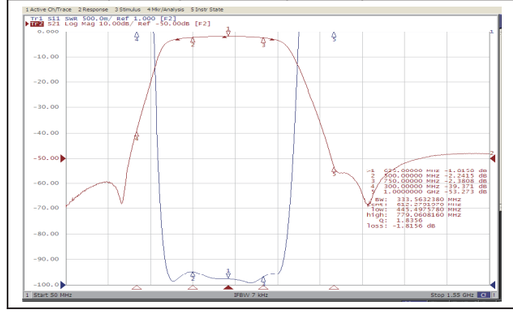

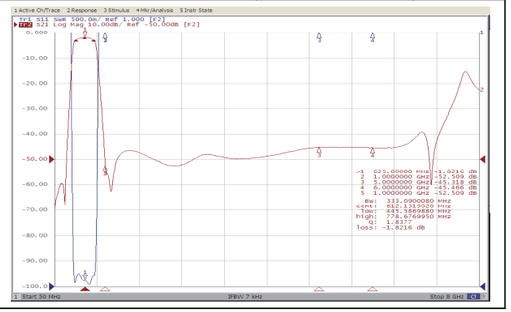

LTB650-300-P5D1 Specifications

FO(MHz)	IL(F0)	BW (-1.2dB)	VSWR	Stopband	Dimension (mm)	Structure
650	⩽1.5	⩾300M	⩽2	⩾40dB@300M;⩾35dB@1000M	6.5*4.2*1.5	D1

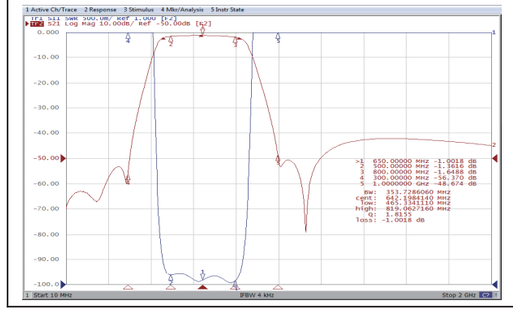

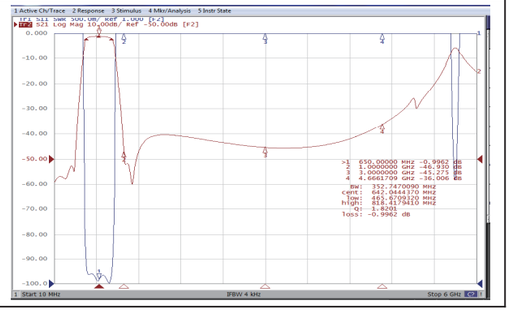

LTB700-400-P6A1 Specifications

FO(MHz)	IL(F0)	BW (-1.5dB)	VSWR	Stopband	Dimension (mm)	Structure
700	⩽2.2	⩾400M	⩽2	⩾40dB@300M;⩾38dB@1200M	5.3*2.5*0.9	A1

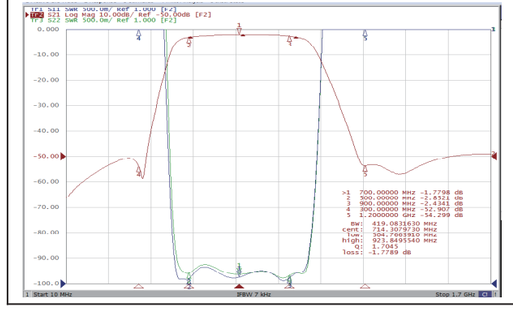

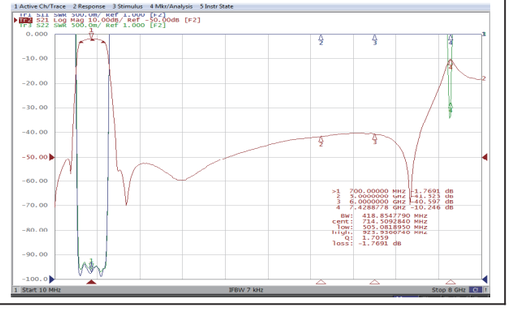

LTB720-200-5A Specifications

FO(MHz)	IL(F0)	BW (-1.5dB)	VSWR	Stopband	Dimension (mm)	Structure
720	⩽2.8	⩾200M	⩽2	⩾35dB@450M &990M	5.3*2*0.9	A

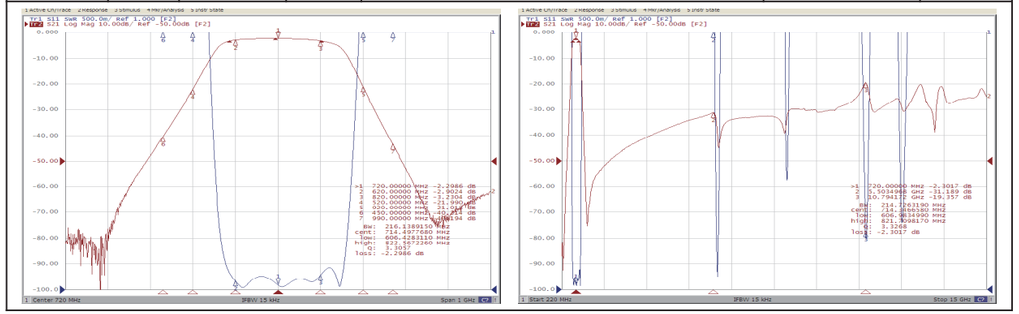

LTB735-310-P6A Specifications

FO(MHz)	IL(F0)	BW (-1 dB)	VSWR	Stopband	Dimension (mm)	Structure
735	⩽2.5	⩾310M	⩽2	⩾30dB@320M; ⩾35dB@1160M	5.3*2*0.9	A

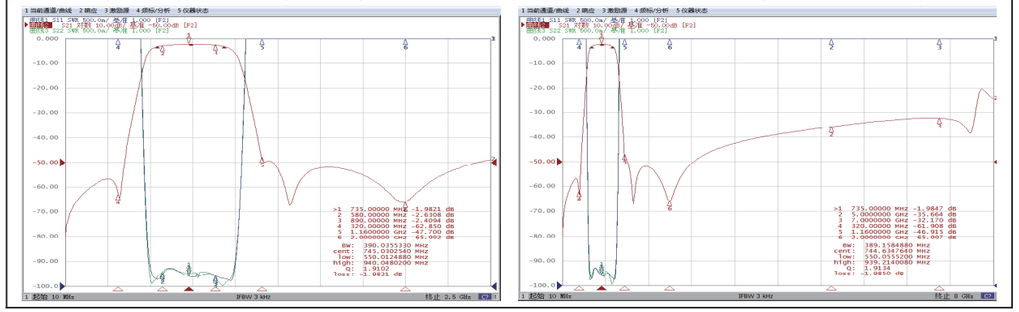

LTB750-200-5D1 Specifications

FO(MHz)	IL(F0)	BW (-1.7dB)	VSWR	Stopband	Dimension (mm)	Structure
750	⩽2.3	⩾200M	⩽2	⩾18dB@550M &950M	6.5*4.2*1.5	D1

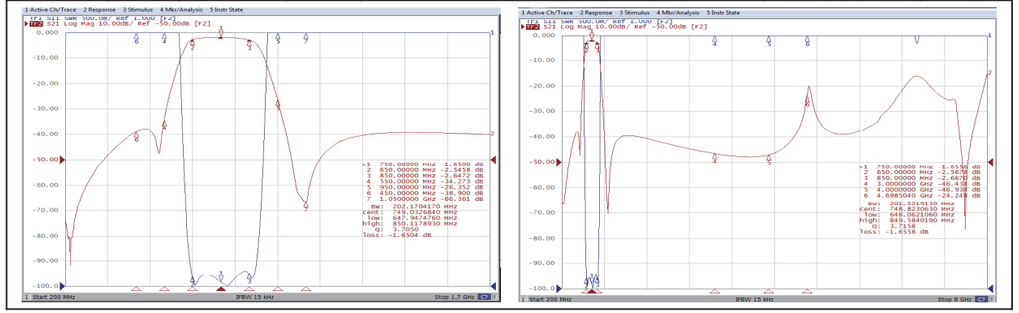

LTB750A-320-P5D1 Specifications

FO(MHz)	IL(F0)	BW (-1.7dB)	VSWR	Stopband	Dimension (mm)	Structure
750	⩽1.4	⩾320M	⩽2	⩾35dB@430M; ⩾35dB@1070M	6.5*4.2*1.5	D1

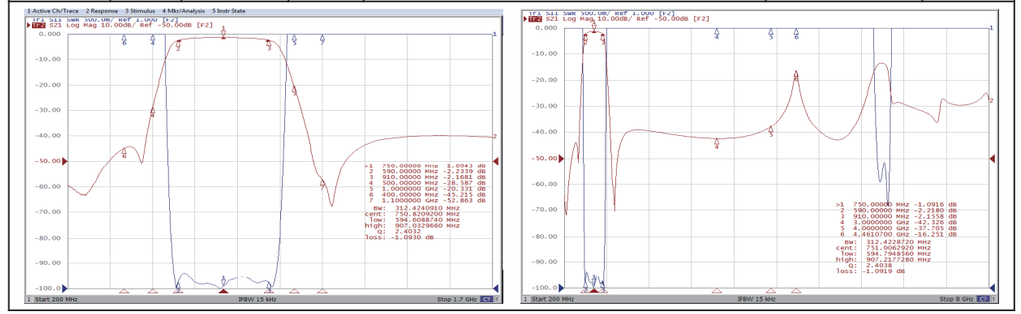

LTB750-400-5A Specifications

FO(MHz)	IL(F0)	BW (-2dB)	VSWR	Stopband	Dimension (mm)	Structure
750	⩽1.8	⩾400M	⩽2	⩾30dB@350M &1150M	5.3*2*0.9	A

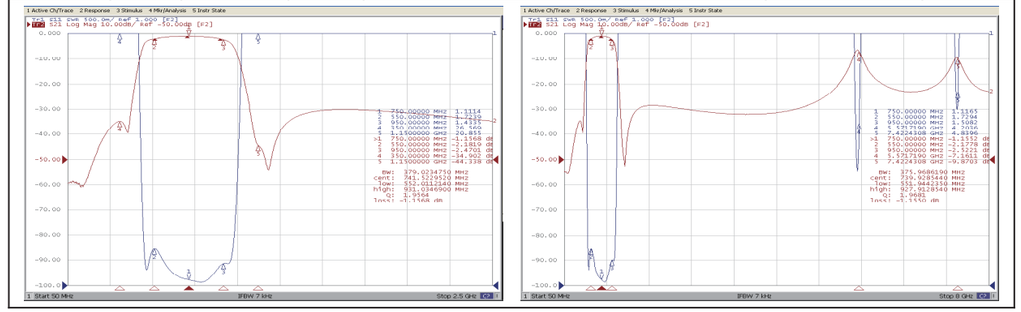

LTB750A-400-5D1 Specifications

FO(MHz)	IL(F0)	BW (-1.5dB)	VSWR	Stopband	Dimension (mm)	Structure
750	⩽1.5	⩾400M	⩽2	⩾30dB@375M &1150M	6.5*4.2*1.5	D1

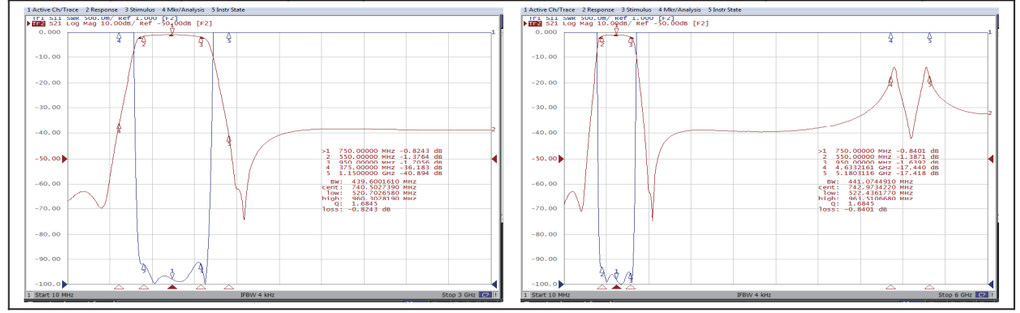

LTB800-200-5A Specifications

FO(MHz)	IL(F0)	BW (-1dB)	VSWR	Stopband	Dimension (mm)	Structure
800	⩽2.8	⩾200M	⩽2	⩾45dB@400M &1200M	5.3*2*0.9	A

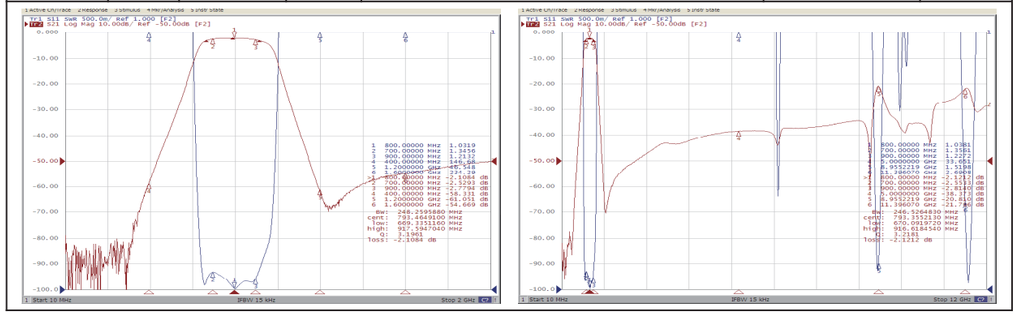

LTB1000-240-5A Specifications

FO(MHz)	IL(F0)	BW (-1dB)	VSWR	Stopband	Dimension (mm)	Structure
1000	⩽3.5	⩾240M	⩽2	⩾30dB@650M	5.3*2*0.9	A

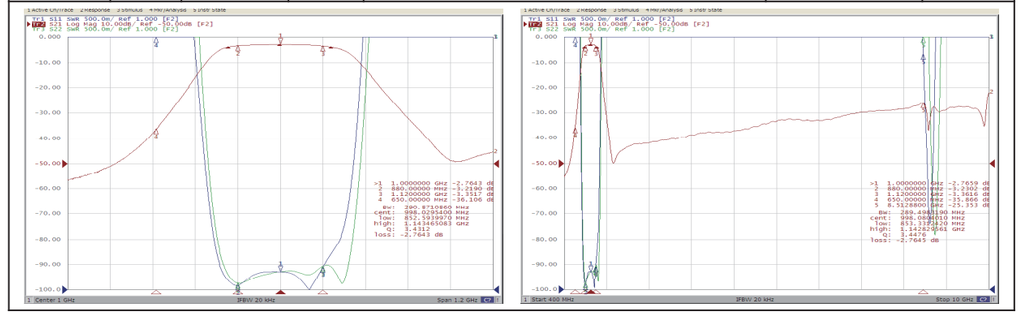

LTB800-200-P5D1 Specifications

FO(MHz)	IL(F0)	BW (-1.7dB)	VSWR	Stopband	Dimension (mm)	Structure
800	⩽2.3	⩾200M	⩽2	⩾25dB@600M;⩾23dB@1000M	6.5*4.2*1.5	D1

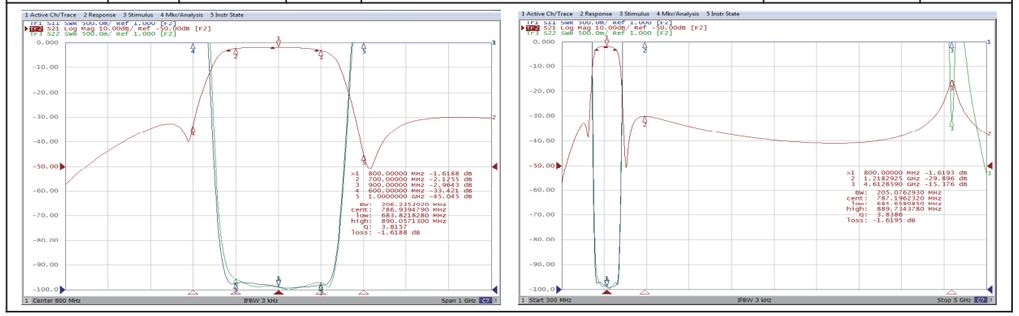

YMLTBP1.0-0.4-A Specifications

FO(GHz)	IL(F0)	BW (-1dB)	VSWR	Stopband	Dimension (mm)	Structure
1	⩽2.0	⩾0.4G	⩽2	⩾40dB@0.43G &1.8G	5.3*2*0.9	A

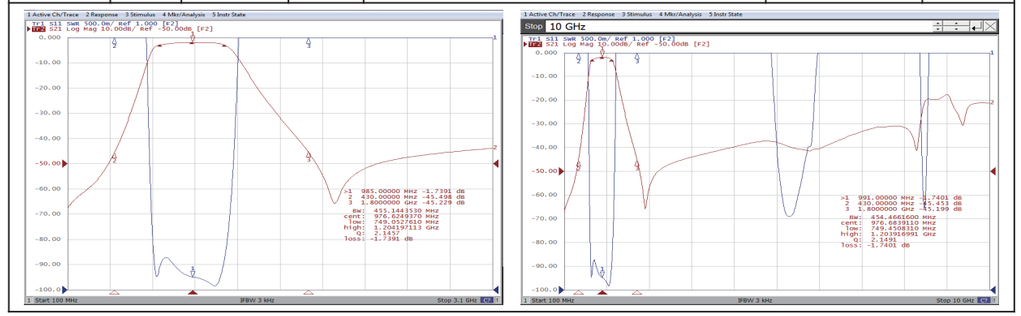

LTB840-250-5D1 Specifications

FO(MHz)	IL(F0)	BW (-1dB)	VSWR	Stopband	Dimension (mm)	Structure
840	⩽2.3	⩾250M	⩽2	⩾30dB@540M &1140M	6.5*4.2*1.5	D1

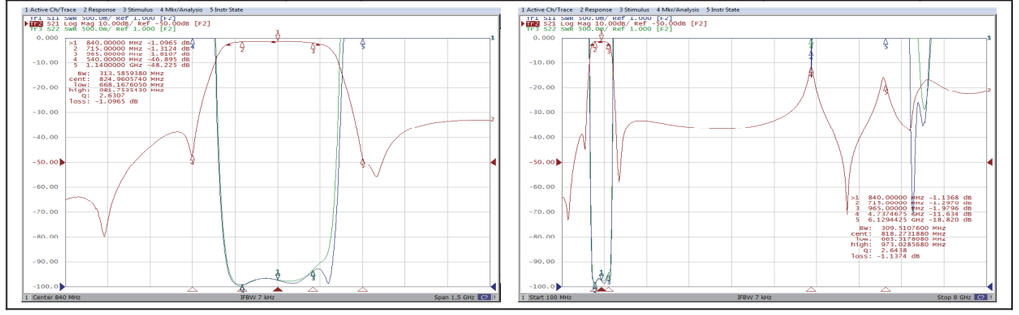

BPLT1000-200-5SC Specifications

FO(MHz)	IL(F0)	BW (-1dB)	VSWR	Stopband	Dimension (mm)
1000	⩽3.0	⩾200M	⩽1.8	⩾40dBc@F0±500MHz	4.8*5*1.8

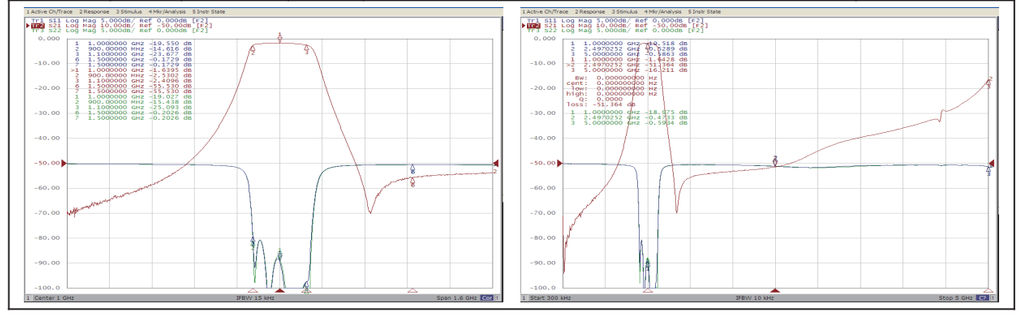

LTB1000-500-P7D1 Specifications

FO(MHz)	IL(F0)	BW (-1.5dB)	VSWR	Stopband	Dimension (mm)	Structure
1000	⩽1.7	⩾500M	⩽2	⩾40dB@500M;⩾40dB@1500M	6.5*4.2*1.5	D1

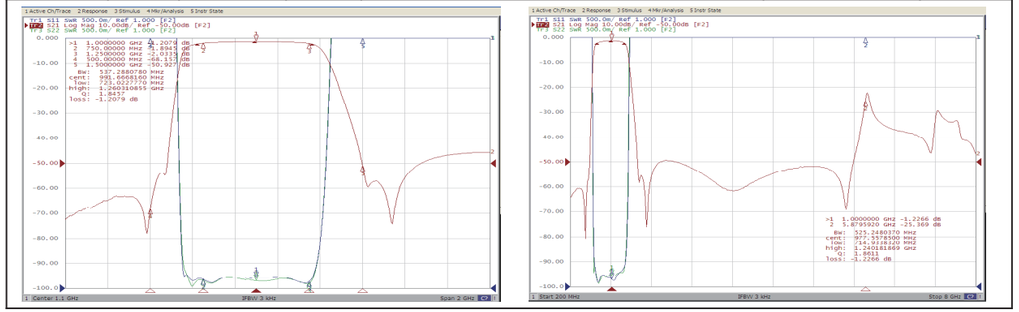

YMLTBP1.1-0.2-A Specifications

FO(GHz)	IL(F0)	BW (-1db)	VSWR	Stopband	Dimension (mm)	Structure
1.1	⩽3.5	⩾0.2G	⩽2	⩾32dB@0.7G &1.5G	5.3*2*0.9	A

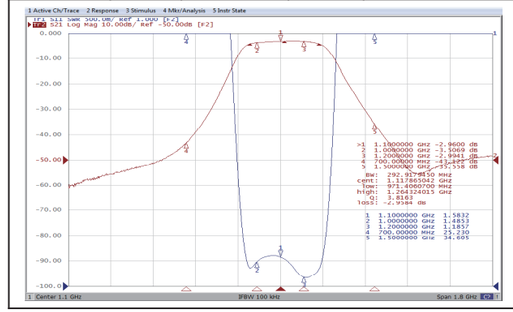

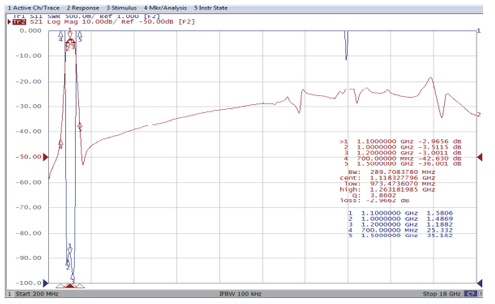

LTB1025-950-P5D1 Specifications

FO(MHz)	IL(F0)	BW (-1.5db)	VSWR	Stopband	Dimension (mm)	Structure
1025	⩽1.0	⩾950M	⩽2	⩾20dB@300M & 1800M	6.5*4.2*1.5	D1

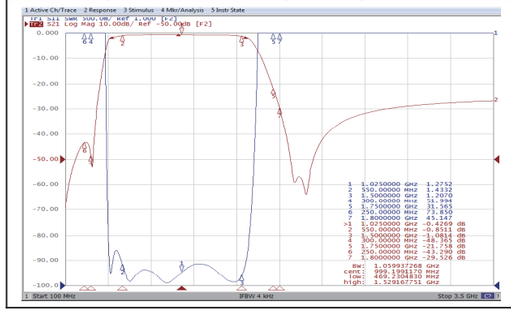

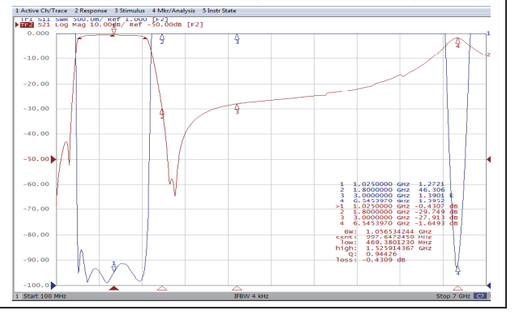

LTB1100-200-P5D1 Specifications

FO(MHz)	IL(F0)	BW (-1.7dB)	VSWR	Stopband	Dimension (mm)	Structure
1100	⩽2.5	⩾200M	⩽2	⩾20dB@900M;⩾20dB@1300M	6.5*4.2*1.5	D1

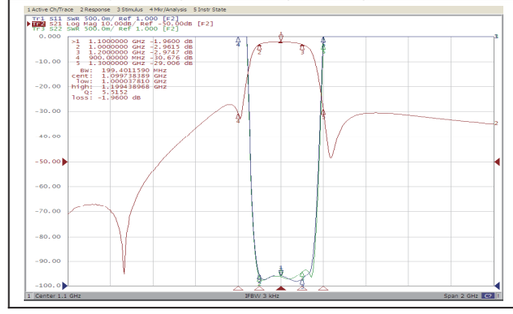

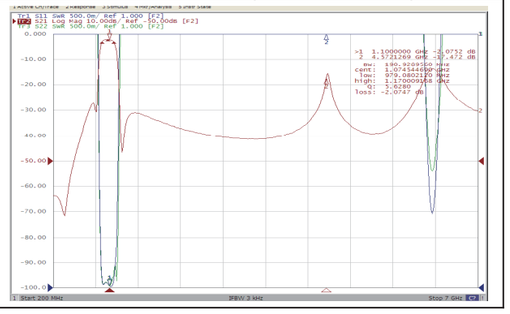

YMLTBP1.07-0.36-A Specifications

FO(GHz)	IL(F0)	BW (-1db)	VSWR	Stopband	Dimension (mm)	Structure
1.07	⩽2.2	⩾0.36G	⩽2	⩾40dB@0.46G &1.85G	5.3*2*0.9	A

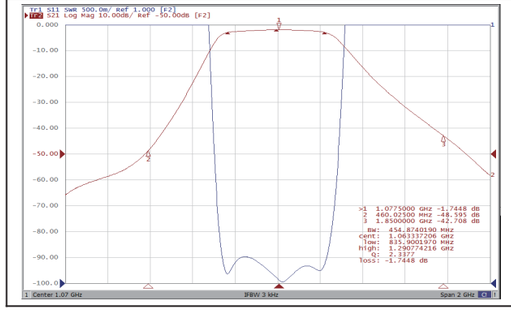

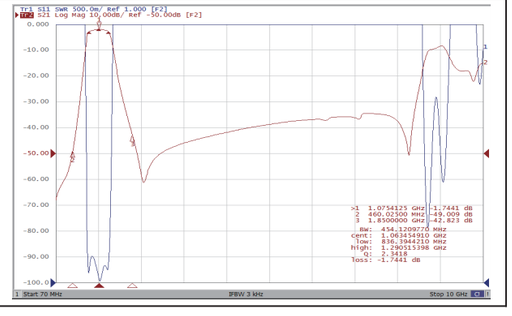

BPLT1100-200-5SC Specifications

FO(MHz)	IL(F0)	BW (-1dB)	VSWR	Stopband	Dimension (mm)
1100	⩽1.8	⩾200M	⩽1.8	⩾45dBc@1650MHz~1850MHz;⩾3dB@1258MHz~1278 MHz;⩾12dB@900MHz	4.8*4.2*1.8

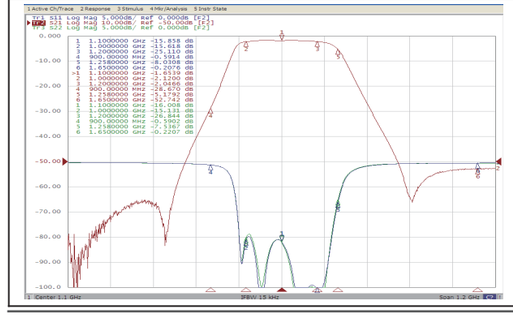

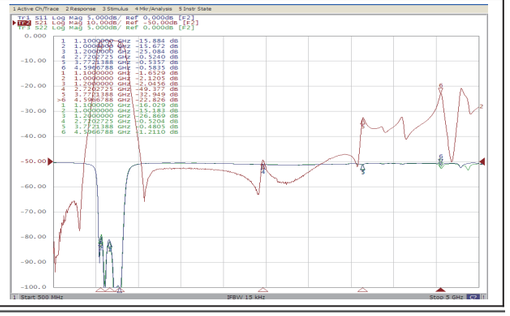

LTB1100-600-5A Specifications

FO(MHz)	IL(F0)	BW (-1.5dB)	VSWR	Stopband	Dimension (mm)	Structure
1100	⩽1.3	⩾600M	⩽2	⩾10dB@700M;⩾15dB@1600M	5.3*2*0.9	A

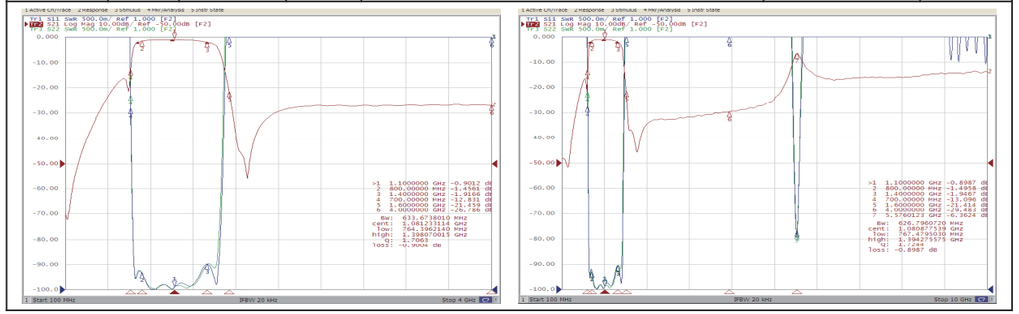

YMLTBP1.13-0.29-A Specifications

FO(GHz)	IL(F0)	BW (-1dB)	VSWR	Stopband	Dimension (mm)	Structure
1.13	⩽2.8	⩾0.29G	⩽2	⩾40dB@0.6G &1.85G	5.3*2*0.9	A

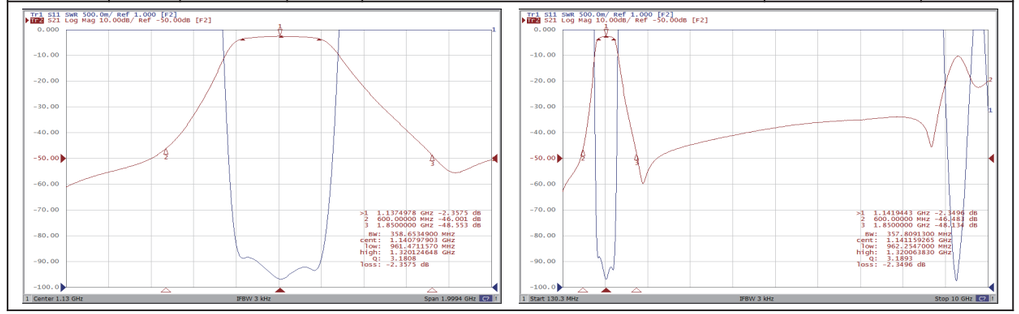

LTB1100-600-7A1 Specifications

FO(MHz)	IL(F0)	BW (-1.5dB)	VSWR	Stopband	Dimension (mm)	Structure
1100	⩽2.2	⩾600M	⩽2	⩾35dB@600M &1800M	5.3*2.5*0.9	A1

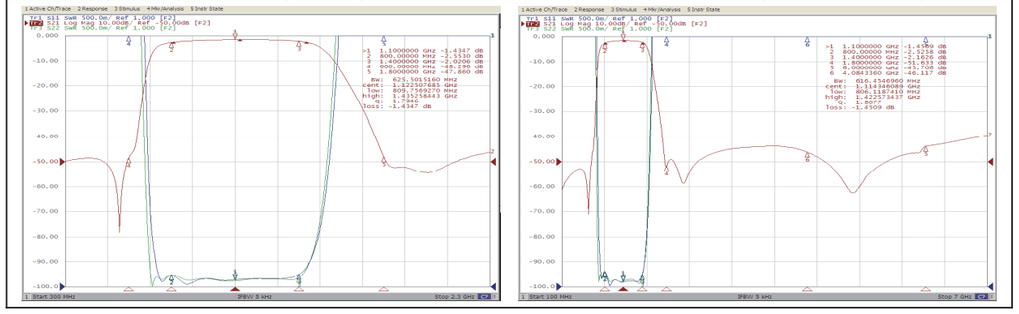

LTB1150-700-P7D1 Specifications

FO(MHz)	IL(F0)	BW (-1dB)	VSWR	Stopband	Dimension (mm)	Structure
1150	⩽1.4	⩾700M	⩽1.8	⩾35dB@300M &2000M	6.5*4.2*1.5	D1

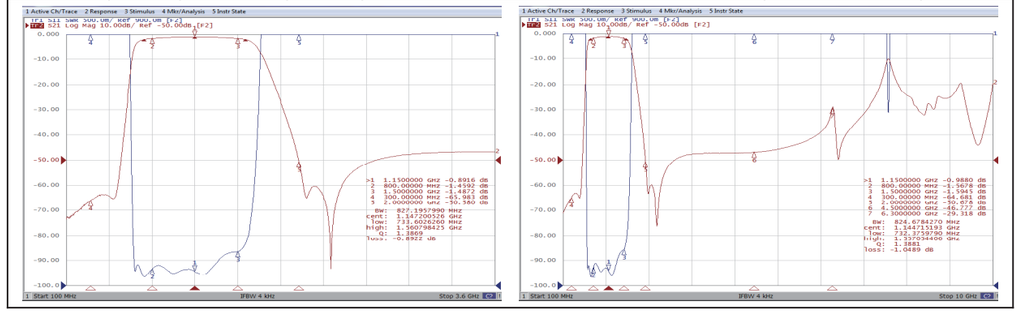

LTB1125-220-7A1 Specifications

FO(MHz)	IL(F0)	BW (-1.5dB)	VSWR	Stopband	Dimension (mm)	Structure
1125	⩽3.0	⩾220M	⩽2	⩾40dB@725M &1525M	5.3*2.5*0.9	A1

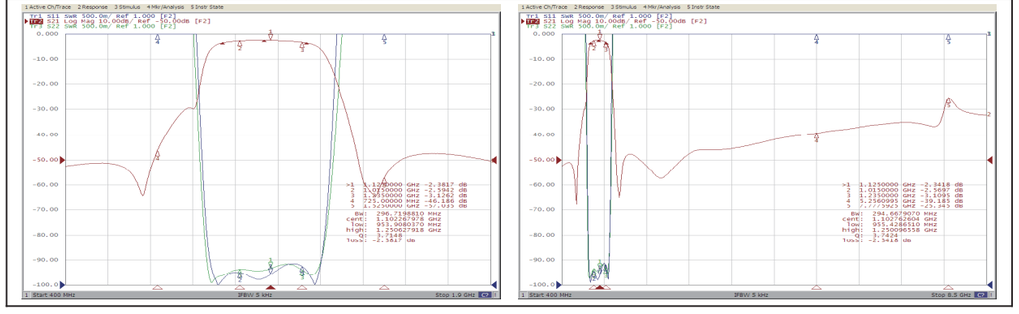

LTB1200-300-5A Specifications

FO(MHz)	IL(F0)	BW (-2dB)	VSWR	Stopband	Dimension (mm)	Structure
1200	⩽2.5	⩾300M	⩽2	⩾40dB@800M;⩾35dB@1600M	5.3*2*0.9	A

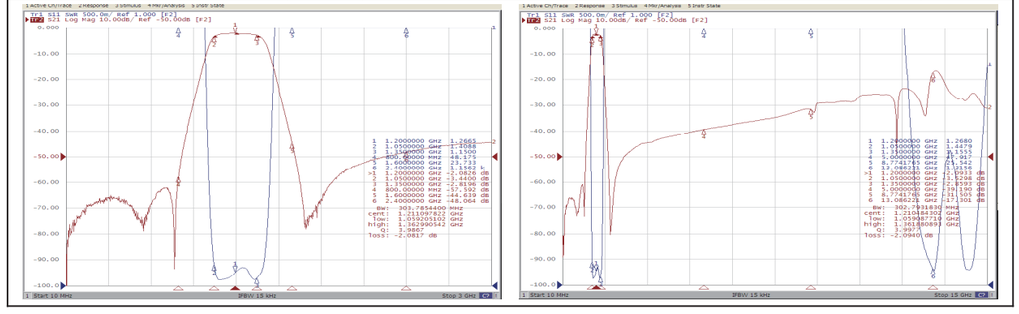

BPLT1212-524-6SC Specifications

FO(MHz)	IL(F0)	BW (-1dB)	VSWR	Stopband	Dimension (mm)
1212	⩽3.0	⩾524M	⩽1.8	⩾40dBc@1900～2949.12MHz	6.5*4.2*1.5

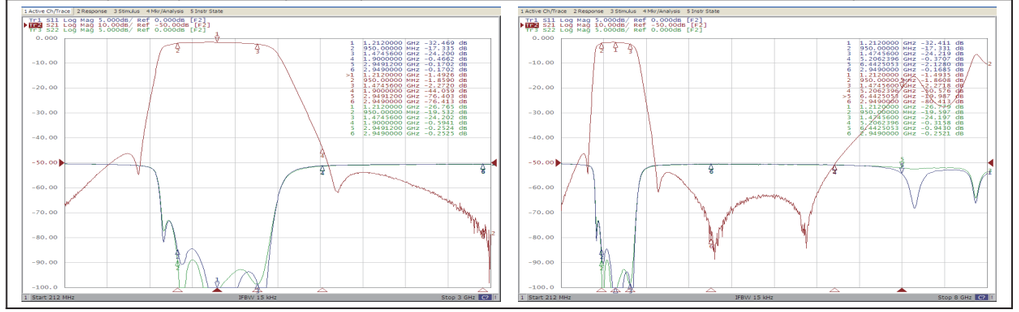

LTB1300-20-P5D1 Specifications

FO(MHz)	IL(F0)	BW (-1dB)	VSWR	Stopband	Dimension (mm)	Structure
1300	⩽4.0	⩾20M	⩽2	⩾35dB@1050M;⩾40dB@1550M	6.5*4.2*1.5	D1

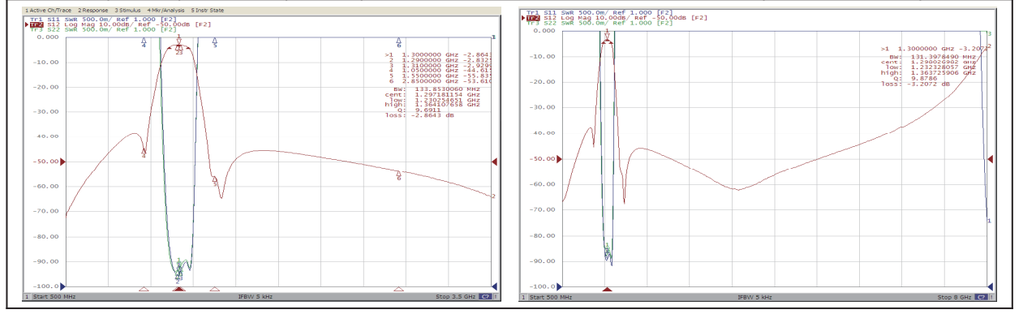

YMLTBP1.2-0.56-A Specifications

FO(GHz)	IL(F0)	BW (-1dB)	VSWR	Stopband	Dimension (mm)	Structure
1.2	⩽1.8	⩾0.56G	⩽2	⩾40dB@0.4G &2.1G	5.3*2*0.9	A

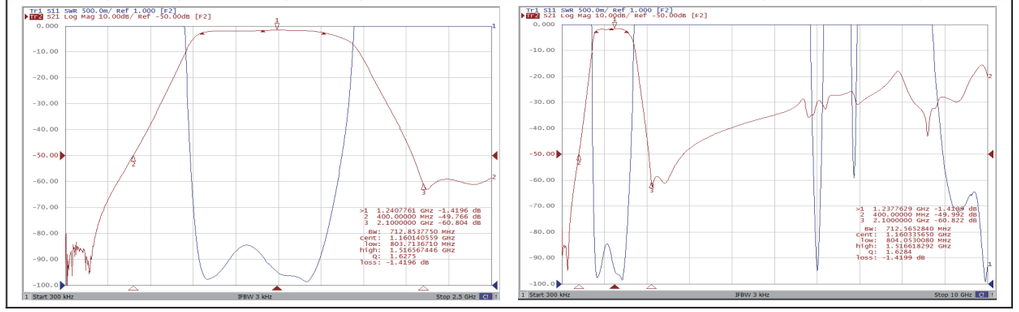

LTB1350-25-5A Specifications

FO(MHz)	IL(F0)	BW (-1dB)	VSWR	Stopband	Dimension (mm)	Structure
1350	⩽4.5	⩾25M	⩽2	⩾40dB@1100M;⩾25dB@1600M	5.3*2*0.9	A

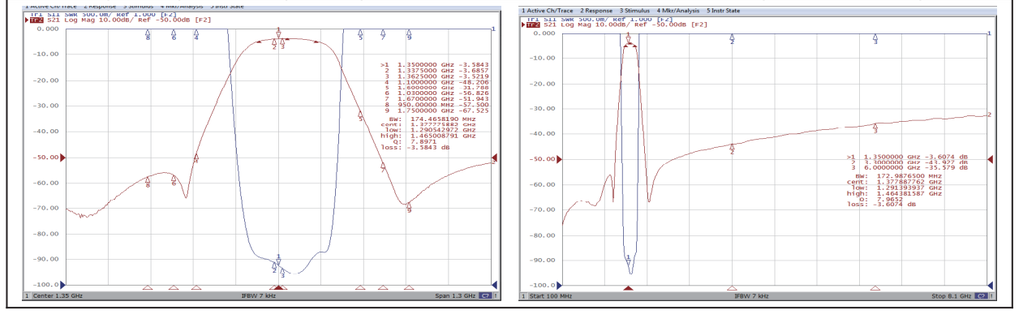

LTB1250-500-P7D1 Specifications

FO(MHz)	IL(F0)	BW (-1.2dB)	VSWR	Stopband	Dimension (mm)	Structure
1250	⩽1.7	⩾500M	⩽2	⩾40dB@750M;⩾40dB@1800M	6.5*4.2*1.5	D1

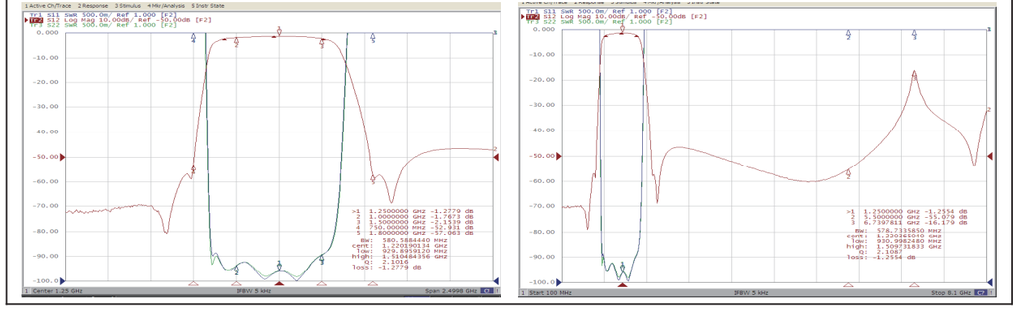

LTB1350-300-7A1 Specifications

FO(MHz)	IL(F0)	BW (-1dB)	VSWR	Stopband	Dimension (mm)	Structure
1350	⩽3.0	⩾300M	⩽2	⩾35dB@900M &2000M	5.3*2.5*0.9	A1

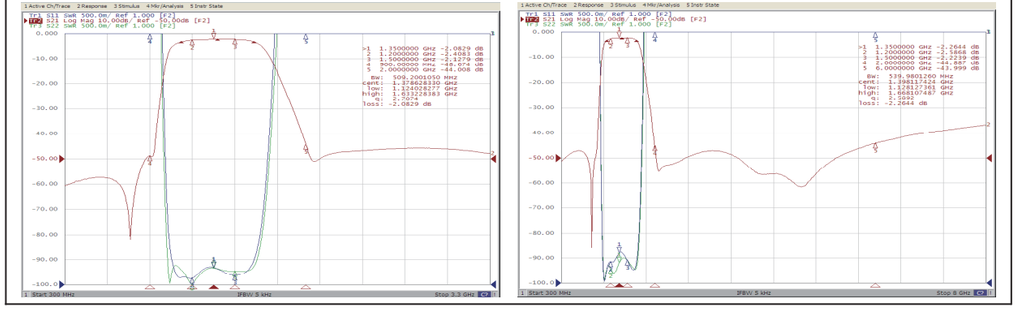

BPLT1350-900-7SC Specifications

FO(MHz)	IL(F0)	BW (-1dB)	VSWR	Stopband	Dimension (mm)
1350	⩽2.0	⩾900M	⩽2	⩾35dBc@ 600MHz;⩾45dBc@ 2200MHz	10*5*1.5

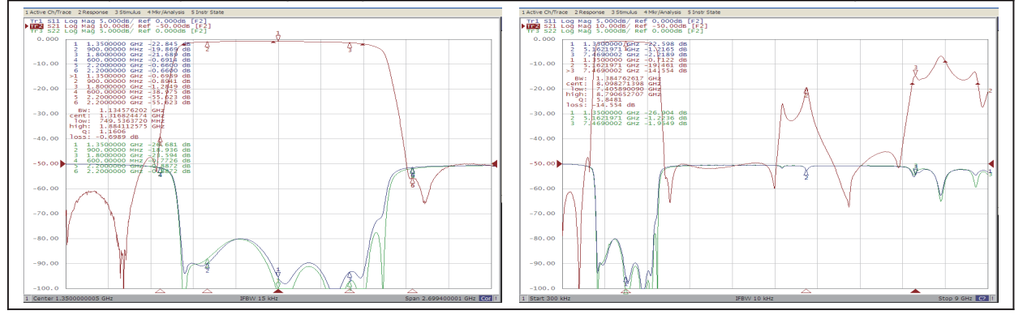

BPLT1400-100-5SC Specifications

FO(MHz)	IL(F0)	BW (-1dB)	VSWR	Stopband	Dimension (mm)
1400	⩽3.0	⩾100M	⩽1.8	⩾40dBc@1800MHz~2800MHz;⩾30dBc@DC~1100MHz	4.8*4.2*1.8

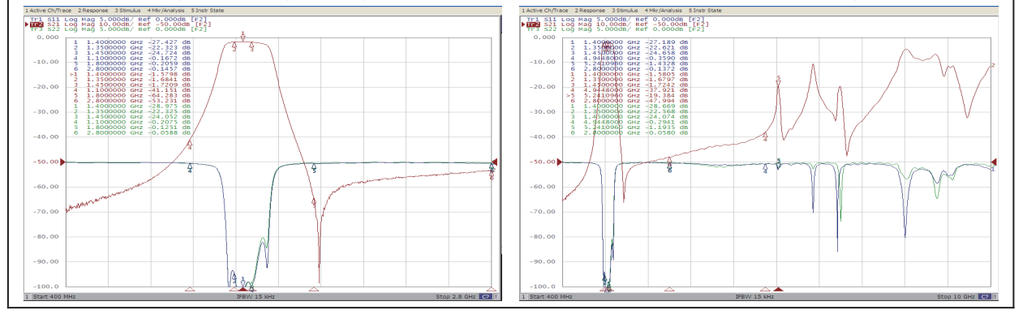

BPLT1400-200-5JA Specifications

FO(MHz)	IL(F0)	BW (-1dB)	VSWR	Stopband	Dimension (mm)
1400	⩽3.0	⩾200M	⩽1.8	⩾45dBc@1000MHz;⩾30dBc@1700MHz	4.8*4.2*1.7

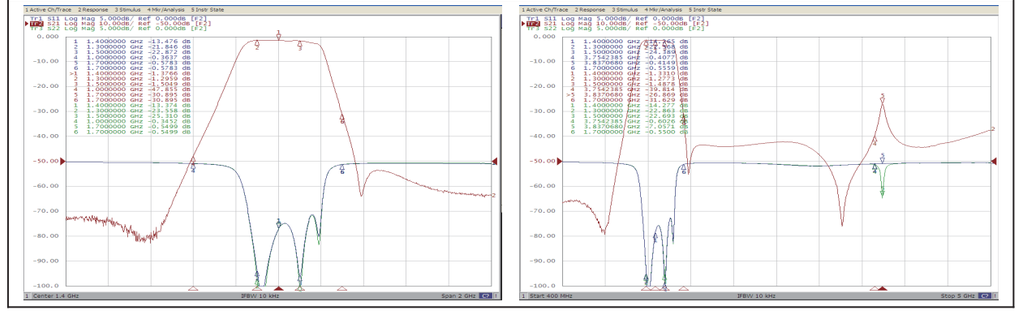

YMLTBP1.4-0.6-A Specifications

FO(GHz)	IL(F0)	BW (-1dB)	VSWR	Stopband	Dimension (mm)	Structure
1.4	⩽2.0	⩾0.6G	⩽2	⩾40dB@0.5G &2.65G	5.3*2*0.9	A

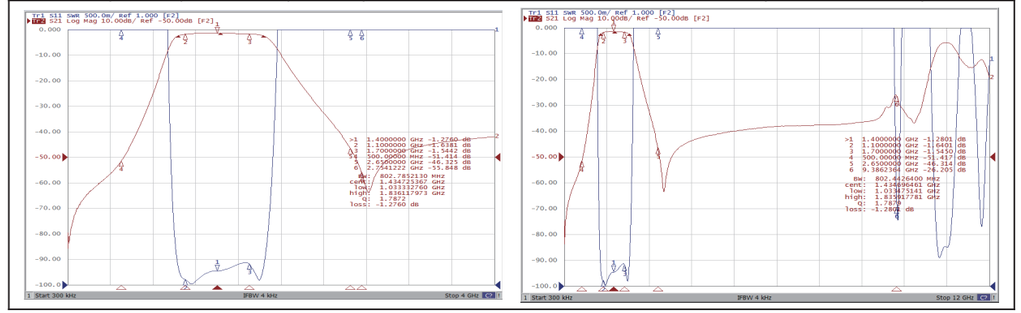

LTB1417.5-319-5A Specifications

FO(MHz)	IL(F0)	BW (-1dB)	VSWR	Stopband	Dimension (mm)	Structure
1417.5	⩽1.5	⩾319M	⩽2	⩾20dB@1850M	5.3*2*0.9	A

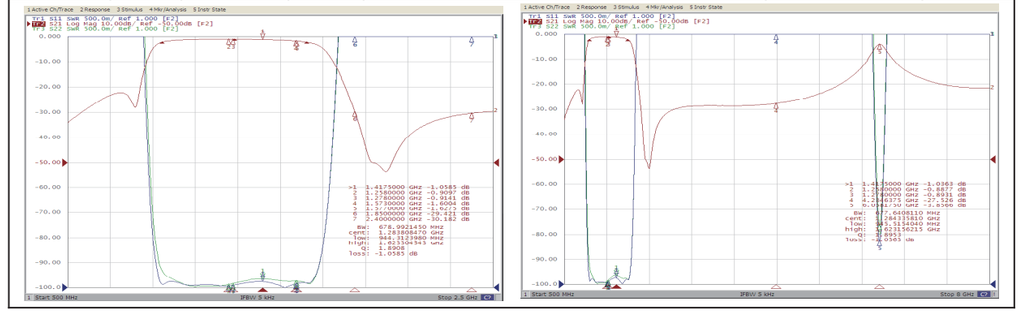

LTB1440-760-P7D1 Specifications

FO(MHz)	IL(F0)	BW (-1.7dB)	VSWR	Stopband	Dimension (mm)	Structure
1440	⩽1.6	⩾760M	⩽2	⩾20dB@860M &2020M	6.5*4.2*1.5	D1

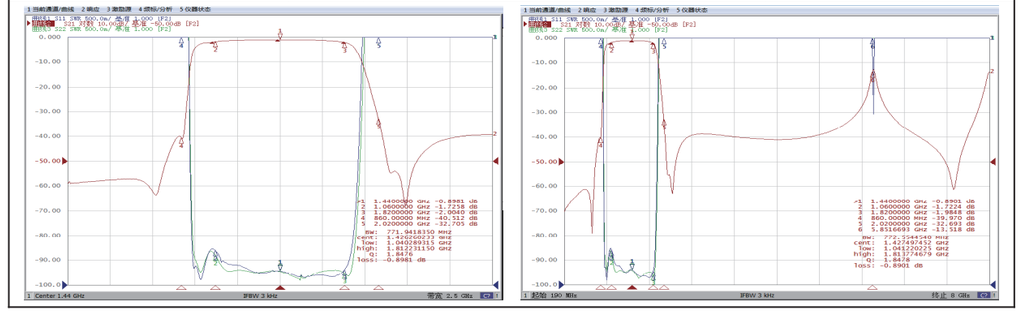

LTB1450-900-P7D1 Specifications

FO(MHz)	IL(F0)	BW (-1.5dB)	VSWR	Stopband	Dimension (mm)	Structure
1450	⩽1.3	⩾900M	⩽2	⩾20dB@750M &2150M	6.5*4.2*1.5	D1

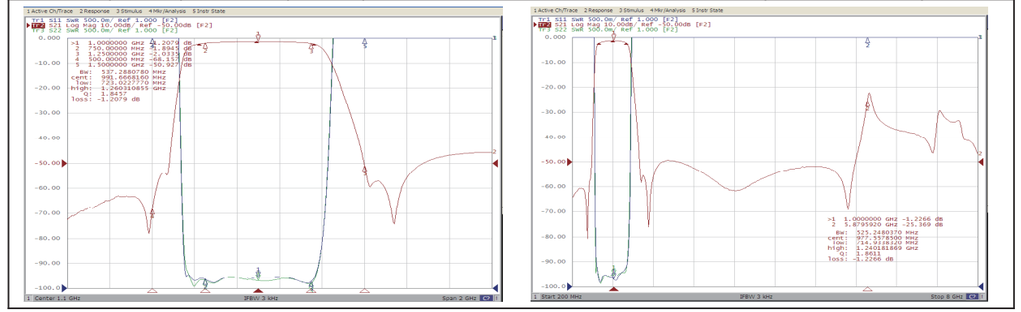

LTB1500-400-P7D1 Specifications

FO(MHz)	IL(F0)	BW (-1.5dB)	VSWR	Stopband	Dimension (mm)	Structure
1500	⩽2.3	⩾400M	⩽2	⩾20dB@1100M &1900M	6.5*4.2*1.5	D1

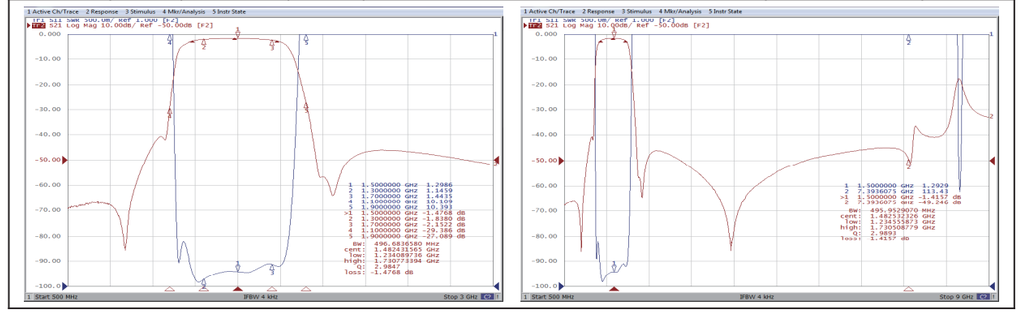

LTB1460-60-P5D1 Specifications

FO(MHz)	IL(F0)	BW (-1dB)	VSWR	Stopband	Dimension (mm)	Structure
1460	⩽3.7	⩾60M	⩽2	⩾30dB@1230M;⩾30dB@1690M	6.5*4.2*1.5	D1

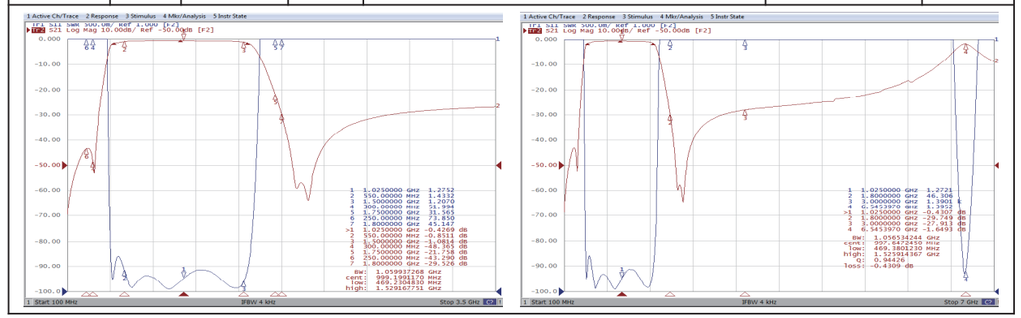

LTB1500-800-5A Specifications

FO(MHz)	IL(F0)	BW (-1dB)	VSWR	Stopband	Dimension (mm)	Structure
1500	⩽1.3	⩾800M	⩽2	⩾30dB@700M &2300M	5.3*2*0.9	A

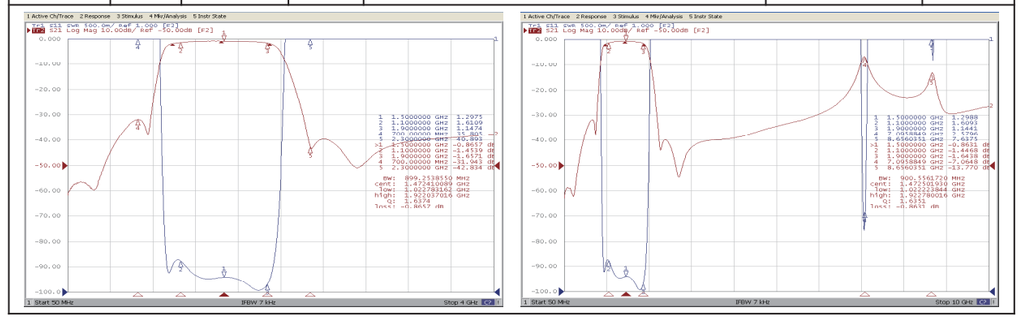

BPLT1500-100-4J Specifications

FO(MHz)	IL(F0)	BW (-1dB)	VSWR	Stopband	Dimension (mm)
1500	⩽3.0	⩾100M	⩽2.0	⩾40dBc@1900MHz-2900MHz;⩾30dBc@DC-1200MHz	7.5*7*1.1

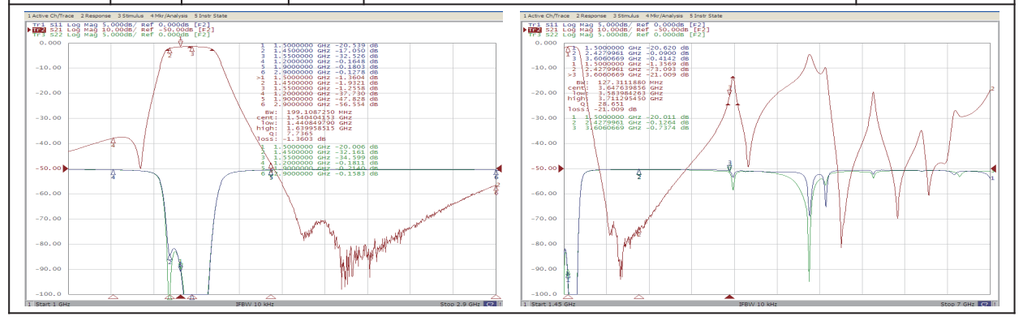

LTB1500A-800-7A1 Specifications

FO(MHz)	IL(F0)	BW (-1dB)	VSWR	Stopband	Dimension (mm)	Structure
1500	⩽2.0	⩾800M	⩽2	⩾40dB@500M &2500M	5.3*2.5*0.9	A1

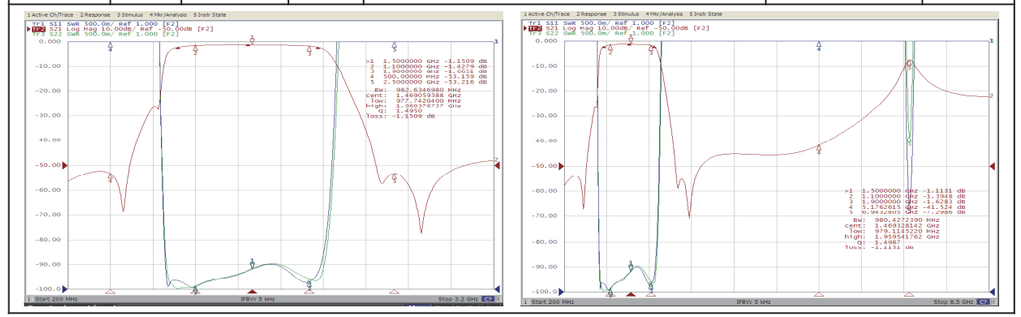

LTB1530-400-P7D1 Specifications

FO(MHz)	IL(F0)	BW (-1dB)	VSWR	Stopband	Dimension (mm)	Structure
1530	⩽1.7	⩾400M	⩽2	⩾40dB@1040M;⩾35dB@2020M	6.5*4.2*1.5	D1

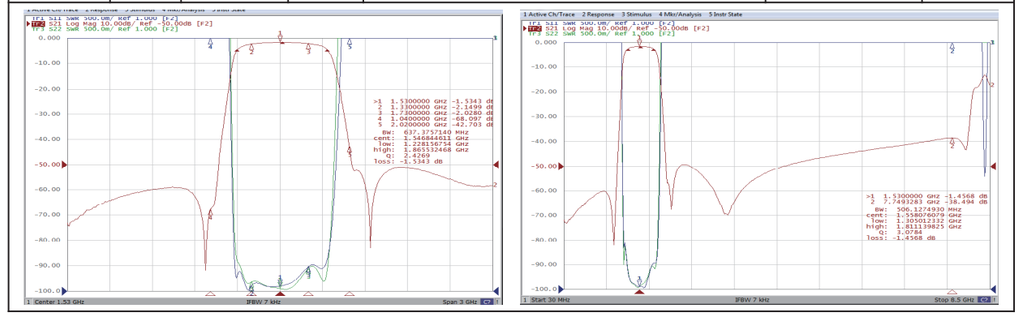

LTB1600-600-5A Specifications

FO(MHz)	IL(F0)	BW (-1dB)	VSWR	Stopband	Dimension (mm)	Structure
1600	⩽1.8	⩾600 M	⩽2	⩾20dB@1200M;⩾20dB@2400M	5.3*2*0.9	A

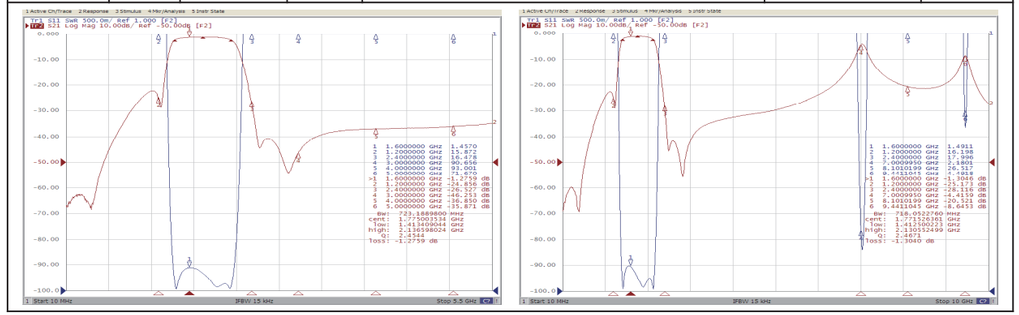

LTB1600-200-6D4 Specifications

FO(MHz)	IL(F0)	BW (-1dB)	VSWR	Stopband	Dimension (mm)	Structure
1600	⩽3.5	⩾200M	⩽2	⩾35dB@1300M &1900M	6.5*7*1.5	D4

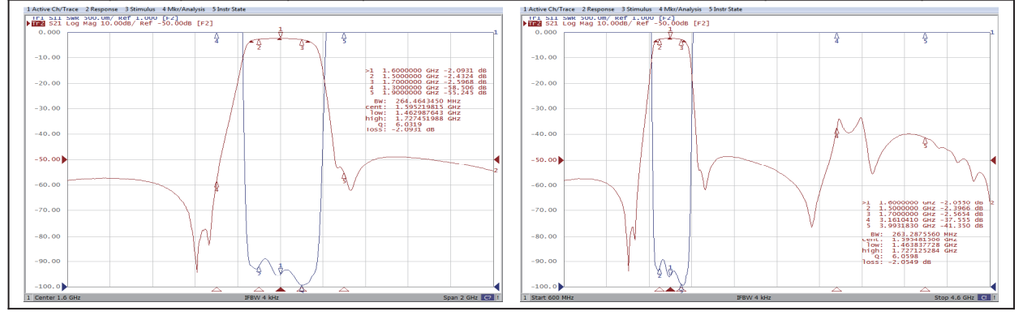

LTB1600-800-5A Specifications

FO(MHz)	IL(F0)	BW (-1dB)	VSWR	Stopband	Dimension (mm)	Structure
1600	⩽1.3	⩾800 M	⩽2	⩾10dB@1000M;⩾20dB@2400M	5.3*2*0.9	A

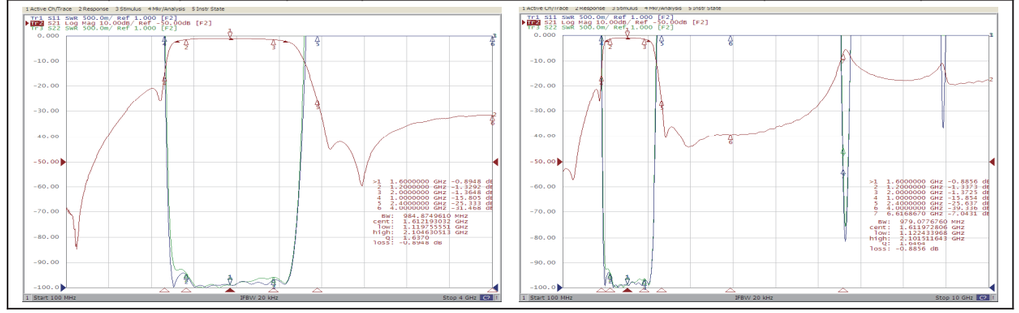

LTB1600-500-P7D1 Specifications

FO(MHz)	IL(F0)	BW (-2dB)	VSWR	Stopband	Dimension (mm)	Structure
1600	⩽2.2	⩾500M	⩽2	⩾40dB@1000M;⩾20dB@2100M	6.5*4.2*1.5	D1

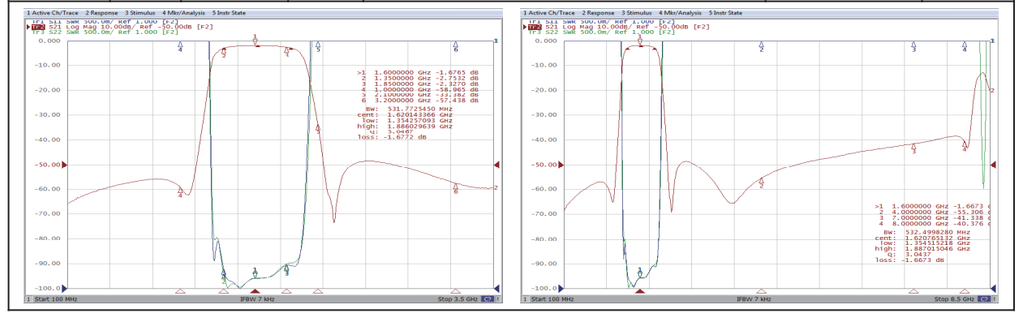

BPLT1622.5-75-5SC Specifications

FO(MHz)	IL(F0)	BW (-1dB)	VSWR	Stopband	Dimension (mm)
1622.5	⩽2.0	⩾75M	⩽1.5	⩾50dBc@2170MHz~2200 MHz;⩾50dBc@1258MHz~1278 MHz; ⩾30dBc@1980MHz;⩾50dBc@1730MHz~1780MHz	4.8*4.2*1.2

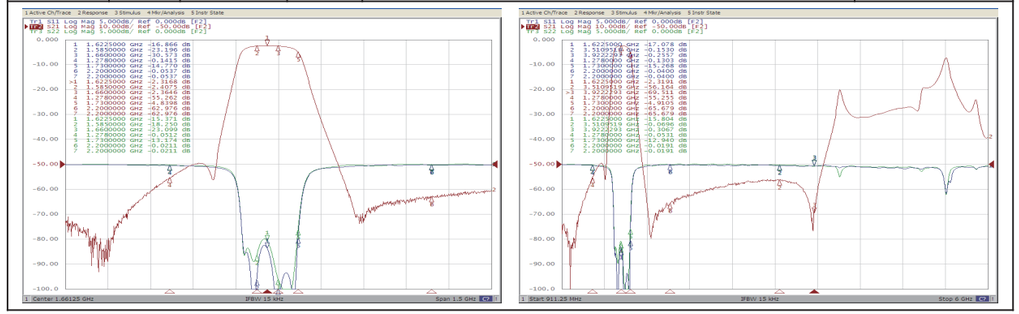

LTB1687.5-475-P7D1 Specifications

FO(MHz)	IL(F0)	BW (-1dB)	VSWR	Stopband	Dimension (mm)	Structure
1687.5	⩽2.2	⩾475M	⩽2	⩾35dB@1200M;⩾35dB@2225M	6.5*4.2*1.5	D1

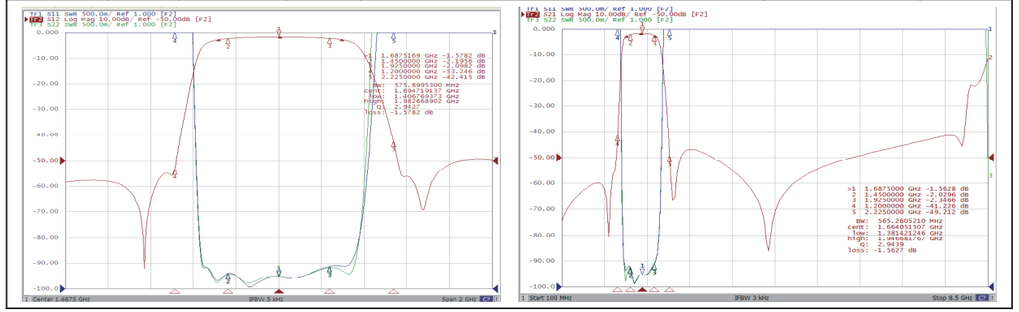

LTB1750-900-P7D1 Specifications

FO(MHz)	IL(F0)	BW (-1dB)	VSWR	Stopband	Dimension (mm)	Structure
1750	⩽1.4	⩾900 M	⩽2	⩾35dB@800M &2700M	6.5*4.2*1.5	D1

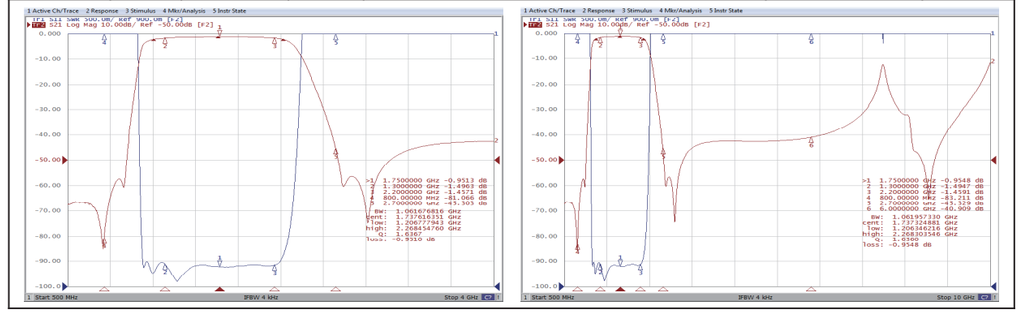

BPLT1750-200-5SC Specifications

FO(MHz)	IL(F0)	BW (-1dB)	VSWR	Stopband	Dimension (mm)
1750	⩽1.8	⩾200M	⩽1.8	⩾50dBc@1000MHz~1200MHz ; ⩾5dB@1980MHz; ⩾5dB@1550MHz	4.8*4.2*1.8

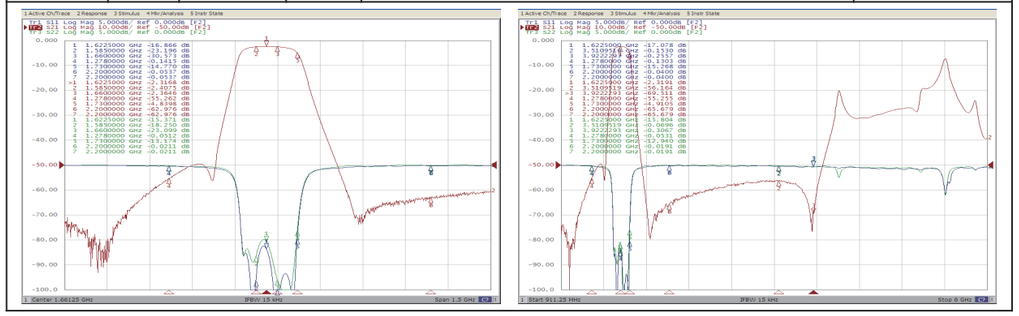

LTB1800-200-6D4 Specifications

FO(MHz)	IL(F0)	BW (-1db)	VSWR	Stopband	Dimension (mm)	Structure
1800	⩽3.5	⩾200M	⩽2	⩾35dB@1500M &2100M	6.5*7*1.5	D4

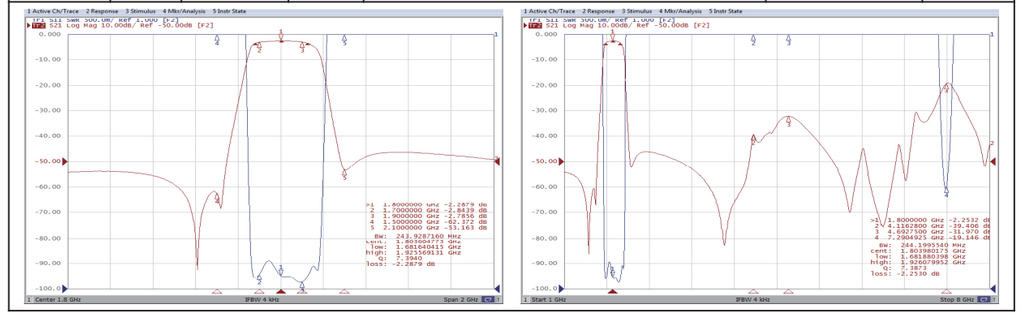

LTB1750-500-P7D1 Specifications

FO(MHz)	IL(F0)	BW (-1dB)	VSWR	Stopband	Dimension (mm)	Structure
1750	⩽2.0	⩾500M	⩽2	⩾35dB@1220M;⩾35dB@2360M	6.5*4.2*1.5	D1

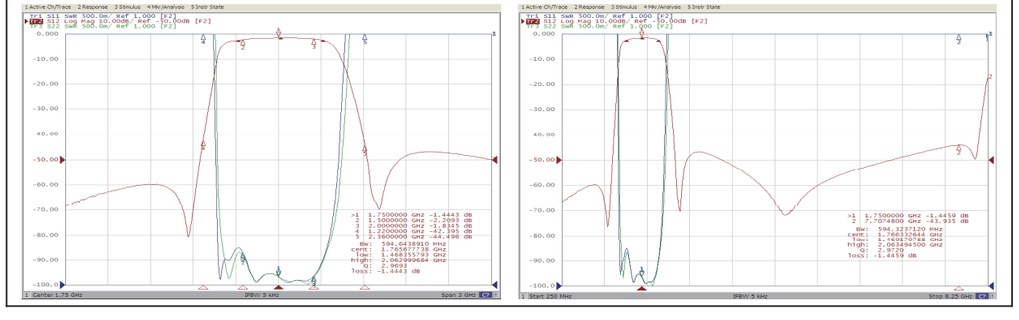

BPLT1800-400-5SC Specifications

FO(MHz)	IL(F0)	BW (-1dB)	VSWR	Stopband	Dimension (mm)
1800	⩽2.5	⩾400M	⩽2	⩾40dBc@1300MHz;⩾40dBc@2300MHz	4.8*4.2*1.2

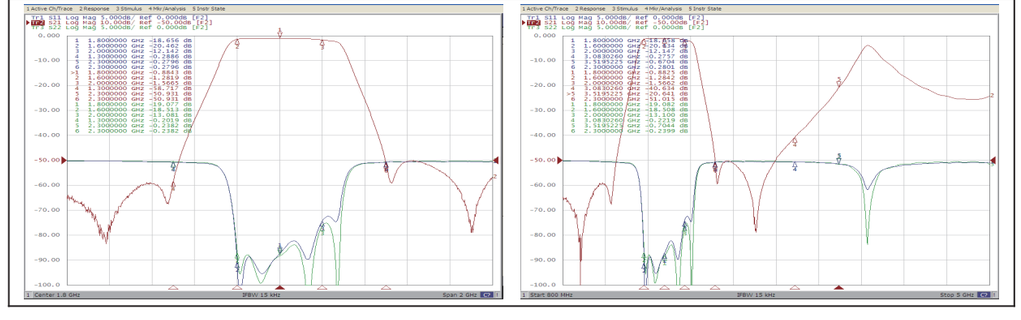

LTB1800-600-7D1 Specifications

FO(MHz)	IL(F0)	BW (-1dB)	VSWR	Stopband	Dimension (mm)	Structure
1800	⩽2.0	⩾600M	⩽2	⩾40dB@1000M &2800M	6.5*4.2*1.5	D1

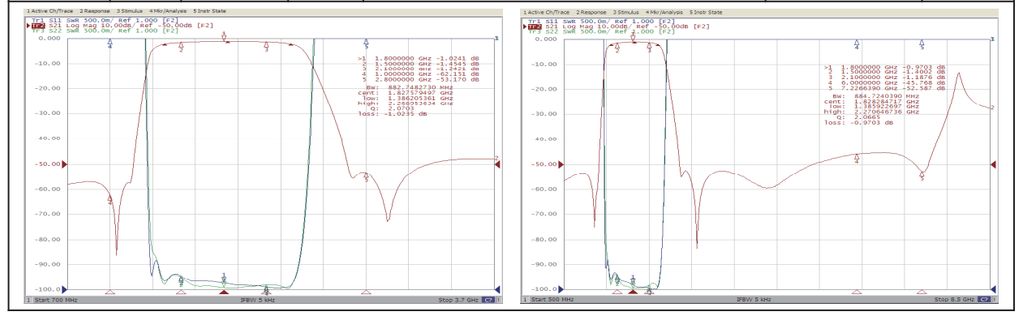

LTB1800A-700-P7D1 Specifications

FO(MHz)	IL(F0)	BW (-1.5dB)	VSWR	Stopband	Dimension (mm)	Structure
1800	⩽1.7	⩾700M	⩽2	⩾40dB@1100M; ⩾40dB@2500M	6.5*4.2*1.5	D1

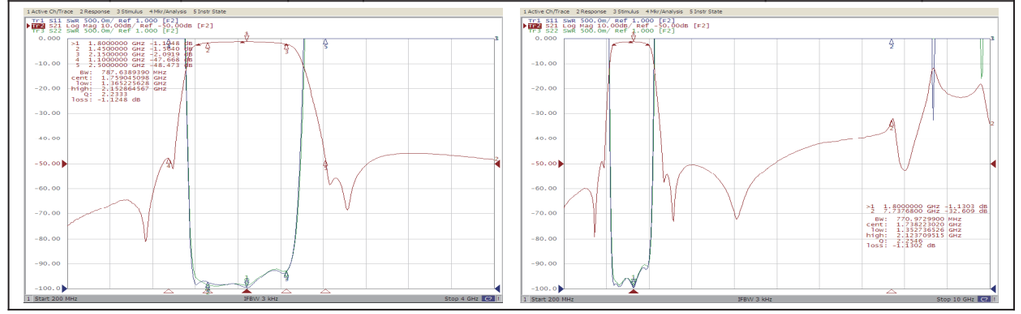

LTB1800-800-7A Specifications

FO(MHz)	IL(F0)	BW (-2dB)	VSWR	Stopband	Dimension (mm)	Structure
1800	⩽2.5	⩾800 M	⩽2	⩾25dB@1100M; ⩾25dB@2500M	5.3*2*0.9	A

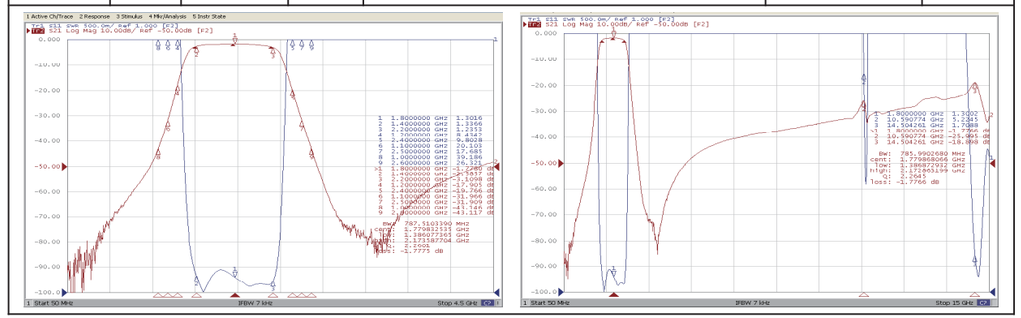

LTB1800A-800-P7D1 Specifications

FO(MHz)	IL(F0)	BW (-1dB)	VSWR	Stopband	Dimension (mm)	Structure
1800	⩽1.3	⩾800M	⩽2	⩾40dB@2800M	6.5*4.2*1.5	D1

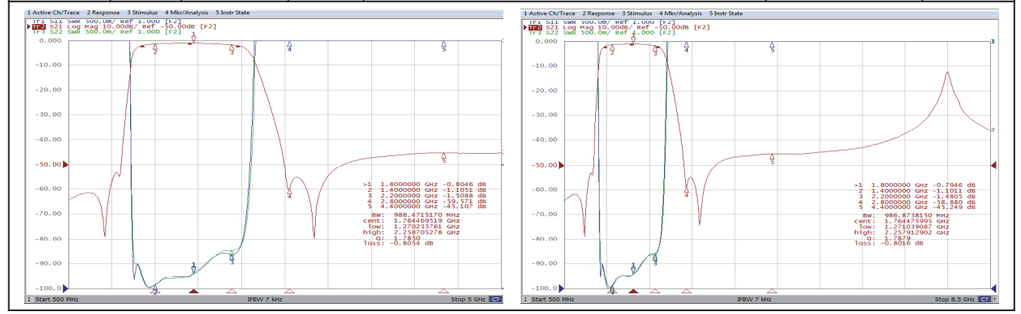

BPLT1800-1000-5SC Specifications

FO(MHz)	IL(F0)	BW (-1dB)	VSWR	Stopband	Dimension (mm)
1800	⩽2.0	⩾1000M	⩽2.0	⩾25dBc@2600MHz; ⩾25dBc@1100MHz	6.5*4.2*1.5

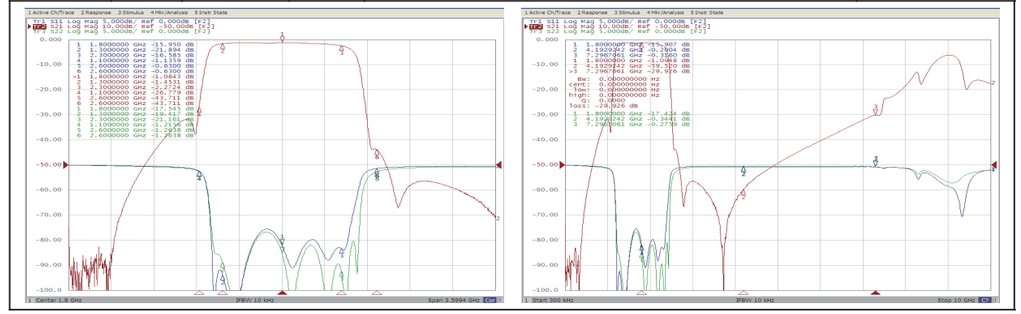

LTB1800A-1000-7D1 Specifications

FO(MHz)	IL(F0)	BW (-3dB)	VSWR	Stopband	Dimension (mm)	Structure
1800	⩽1.5	⩾1000M	⩽2	⩾23dB@1100M &2500M	6.5*4.2*1.5	D1

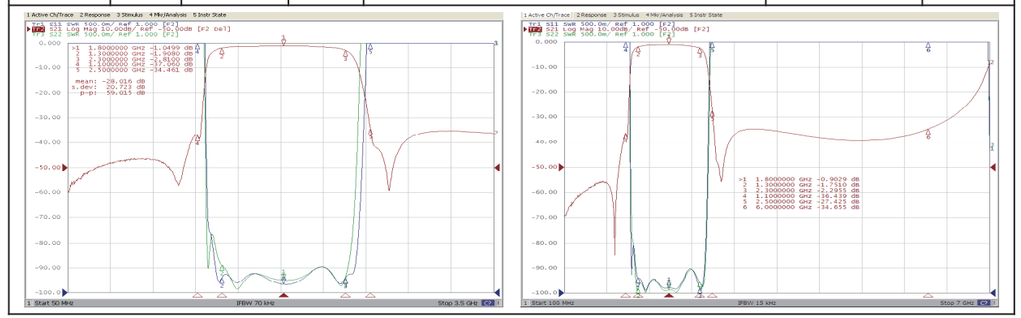

LTB1850-1000-7A Specifications

FO(MHz)	IL(F0)	BW (-1.5dB)	VSWR	Stopband	Dimension (mm)	Structure
1850	⩽2.0	⩾1000 M	⩽2	⩾30dB@1050M;⩾25dB@2650M	5.3*2*0.9	A

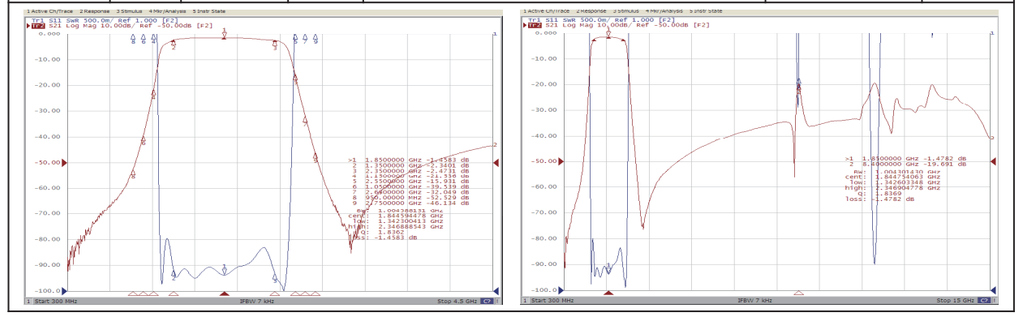

LTB1900B-1000-P7D1 Specifications

FO(MHz)	IL(F0)	BW (-1.2dB)	VSWR	Stopband	Dimension (mm)	Structure
1900	⩽1.5	⩾1000M	⩽2	⩾35dB@1000M;⩾35dB@2800M	6.5*4.2*1.5	D1

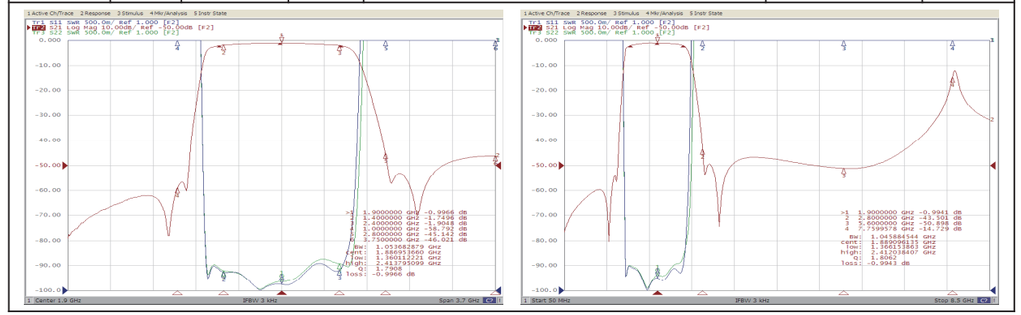

LTB1900-60-5D Specifications

FO(MHz)	IL(F0)	BW (-1dB)	VSWR	Stopband	Dimension (mm)	Structure
1900	⩽4.8	⩾60M	⩽2	⩾25dB@1720M;⩾30dB@2080M	6*7*1.5	D

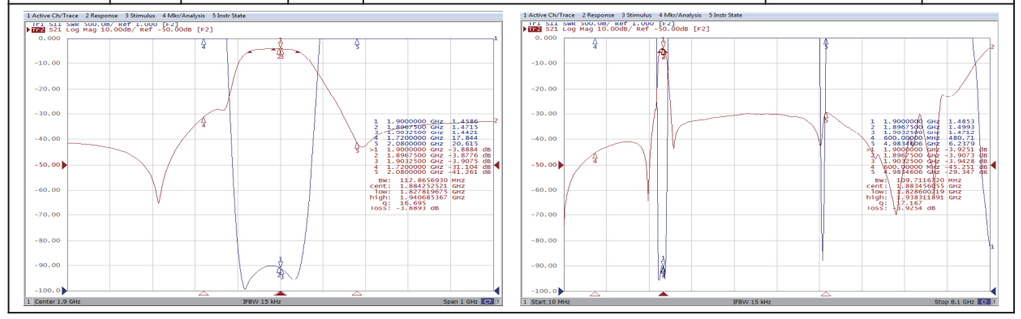

YMLTBP1.915-0.73-A Specifications

FO(GHz)	IL(F0)	BW (-1dB)	VSWR	Stopband	Dimension (mm)	Structure
1.915	⩽1.8	⩾0.73G	⩽2	⩾35dB@1.0G &2.85G	5.3*2*0.9	A

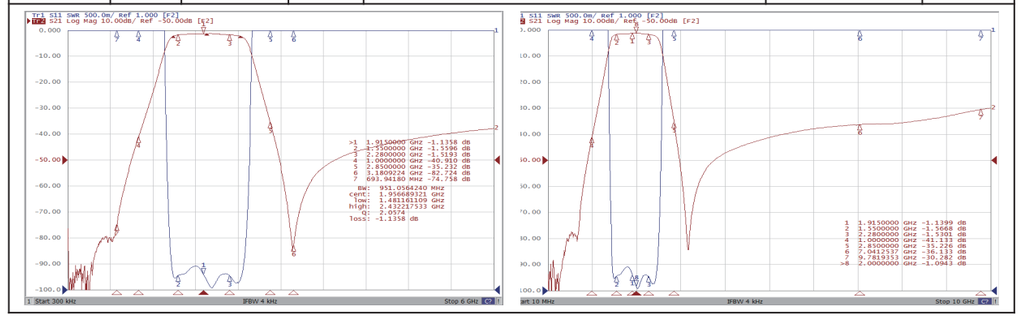

LTB1900-800-P7D1 Specifications

FO(MHz)	IL(F0)	BW (-1.2dB)	VSWR	Stopband	Dimension (mm)	Structure
1900	⩽1.5	⩾800M	⩽2	⩾40dB@1000M &2800M	6.5*4.2*1.5	D1

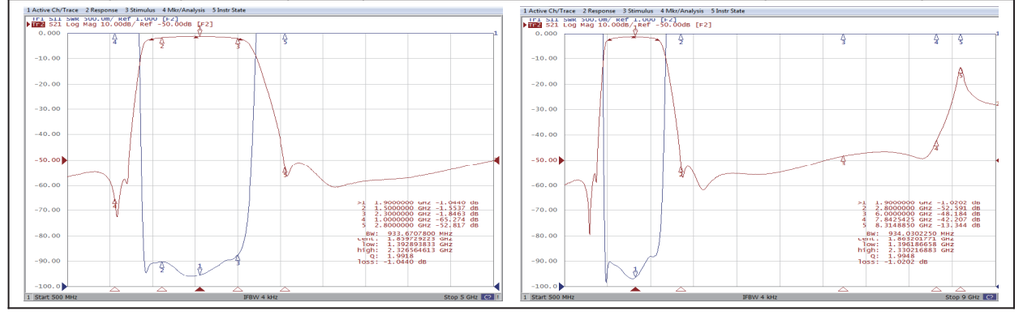

LTB1950-500-P7D1 Specifications

FO(MHz)	IL(F0)	BW (-1.5dB)	VSWR	Stopband	Dimension (mm)	Structure
1950	⩽2.3	⩾500M	⩽2	⩾20dB@1500M &2400M	6.5*4.2*1.5	D1

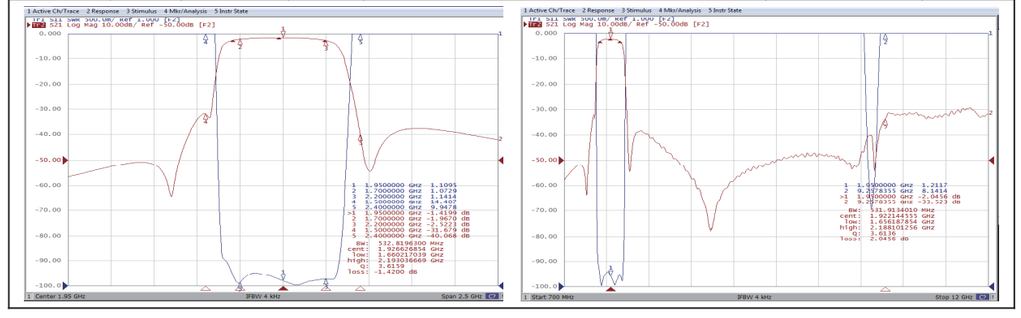

LTB2000-3-P7D1 Specifications

FO(MHz)	IL(F0)	BW (-1dB)	VSWR	Stopband	Dimension (mm)	Structure
2000	⩽2.3	⩾3M	⩽2	⩾30dB@1500M;⩾30dB@2500M	6.5*4.2*1.5	D1

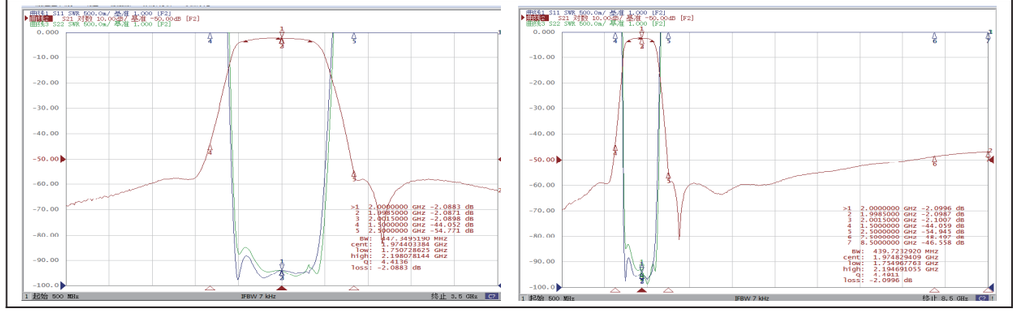

YMLTBP2.1-0.8-A Specifications

FO(GHz)	IL(F0)	BW (-1db)	VSWR	Stopband	Dimension (mm)	Structure
2.1	⩽1.5	⩾0.8G	⩽2	⩾40dB@0.85G &3.6G	5.3*2*0.9	A

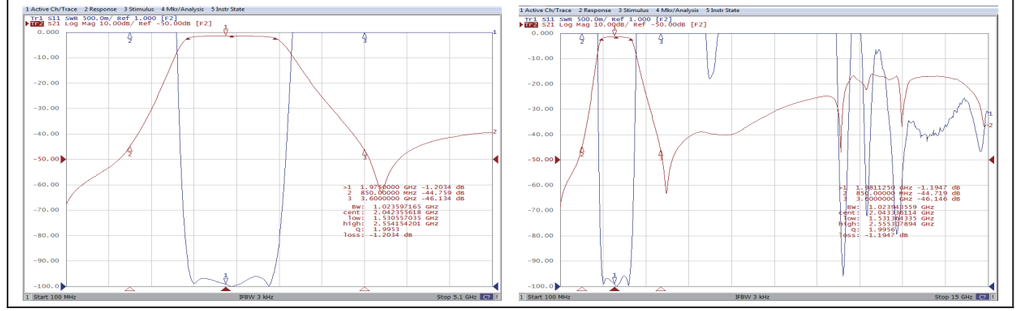

LTB2000-200-6D4 Specifications

FO(MHz)	IL(F0)	BW (-1dB)	VSWR	Stopband	Dimension (mm)	Structure
2000	⩽3.5	⩾200M	⩽2	⩾35dB@1700M &2300M	6.5*7*1.5	D4

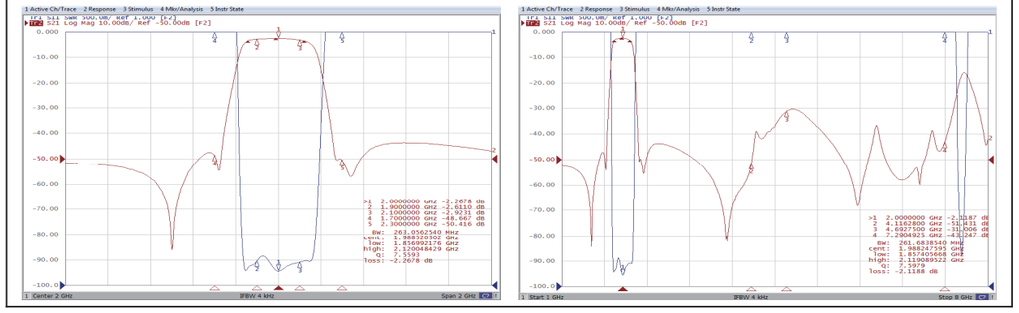

LTB2102-60-5D Specifications

FO(MHz)	IL(F0)	BW (-1dB)	VSWR	Stopband	Dimension (mm)	Structure
2102	⩽4.8	⩾60M	⩽2	⩾30dB@1922M;⩾30dB@2282M	6*7*1.5	D

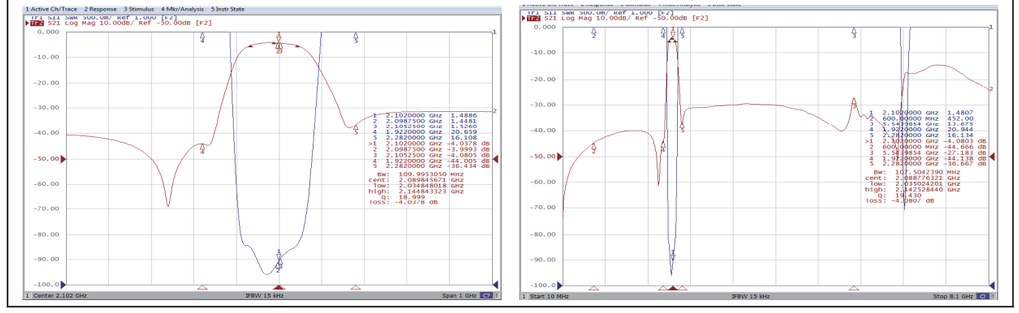

LTB2050-1300-P7D1 Specifications

FO(MHz)	IL(F0)	BW (-1.8dB)	VSWR	Stopband	Dimension (mm)	Structure
2050	⩽1.3	⩾1300M	⩽2	⩾20dB@1070M &3030M	6.5*4.2*1.5	D1

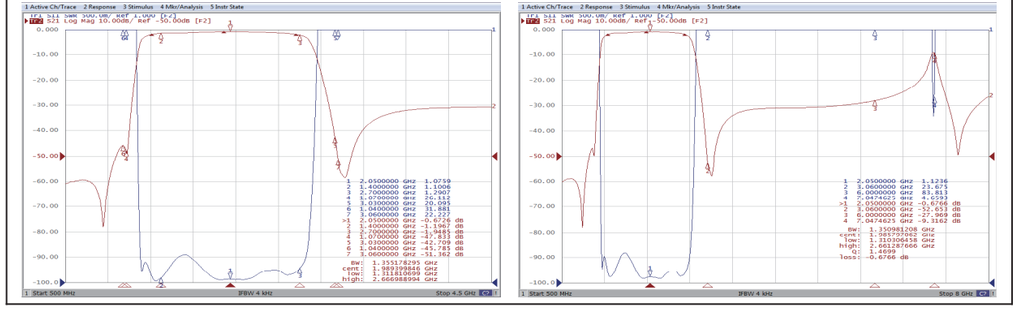

LTB2200-200-6D4 Specifications

FO(MHz)	IL(F0)	BW (-1dB)	VSWR	Stopband	Dimension (mm)	Structure
2200	⩽3.5	⩾200M	⩽2	⩾35dB@1900M &2500M	6.5*7*1.5	D4

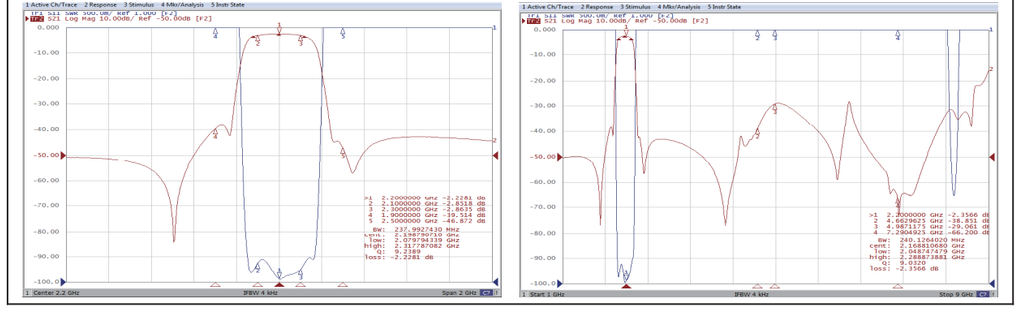

BPLT2210-1090-8 Specifications

FO(MHz)	IL(F0)	BW(-1dB)	VSWR	Stopband	Dimension (mm)
2210	⩽1.3	⩾1090M	⩽1.8	⩾35dB@1178MHz;⩾35dB@3220MHz	9*12.2*1.9

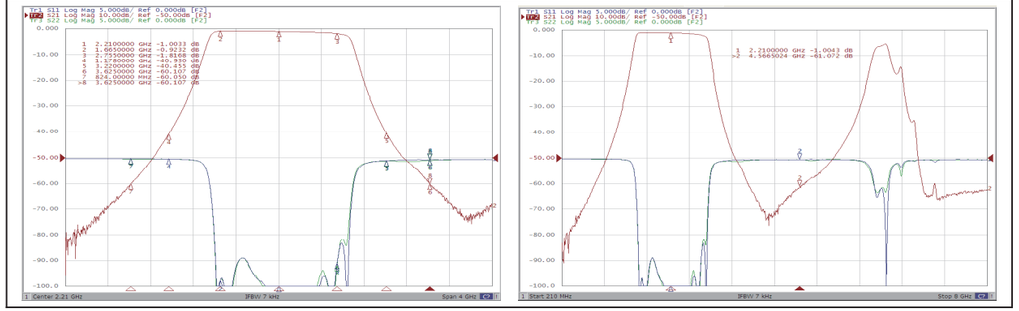

BPLT2300-1130-8 Specifications

FO(MHz)	IL(F0)	BW(-1dB)	VSWR	Stopband	Dimension (mm)
2300	⩽1.3	⩾1130M	⩽1.8	⩾35dB@1220MHz;⩾35dB@3394MHz	9*12.2*1.9

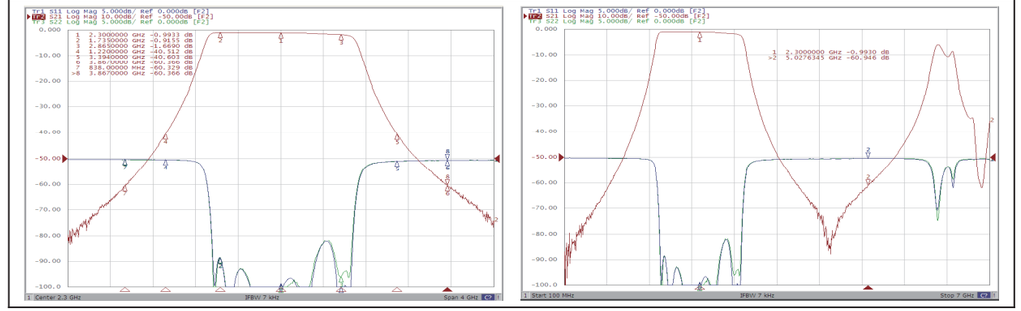

BPLT2270-1120-8 Specifications

FO(MHz)	IL(F0)	BW(-1dB)	VSWR	Stopband	Dimension (mm)
2270	⩽1.3	⩾1120M	⩽1.8	⩾35dB@1200MHz;⩾35dB@3360MHz	9*12.2*1.9

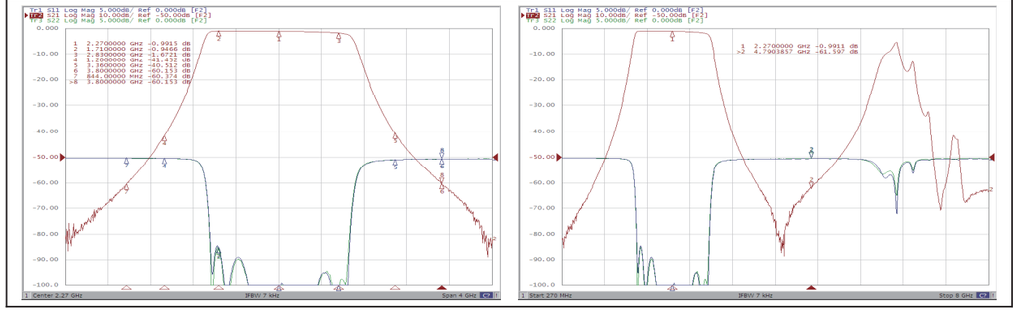

BPLT2340-1150-8 Specifications

FO(MHz)	IL(F0)	BW(-1dB)	VSWR	Stopband	Dimension (mm)
2340	⩽1.3	⩾1150M	⩽1.8	⩾35dB@1236MHz;⩾35dB@3468MHz	10.8*9.2*1.1

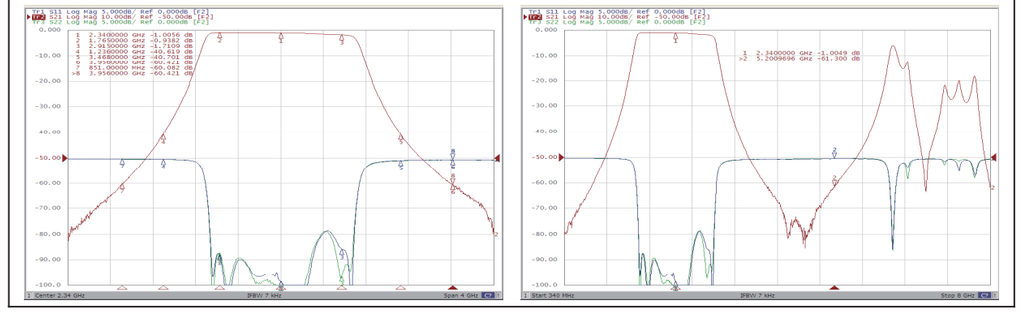

LTB2300-204-P7D1 Specifications

FO(MHz)	IL(F0)	BW (-1dB)	VSWR	Stopband	Dimension (mm)	Structure
2300	⩽2.5	⩾204M	⩽2	⩾35dB@1860M;⩾30dB@2700M	6.5*4.2*1.5	D1

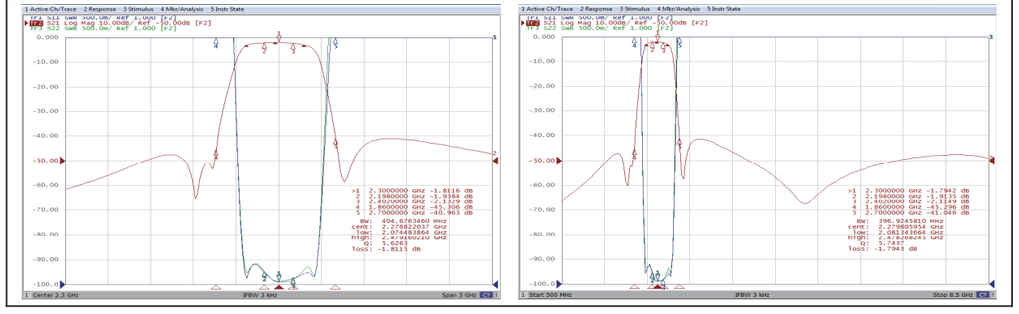

LTB2350-300-P7D1 Specifications

FO(MHz)	IL(F0)	BW (-1dB)	VSWR	Stopband	Dimension (mm)	Structure
2350	⩽2.2	⩾300M	⩽2	⩾30dB@1700M;⩾30dB@3000M	6.5*4.2*1.5	D1

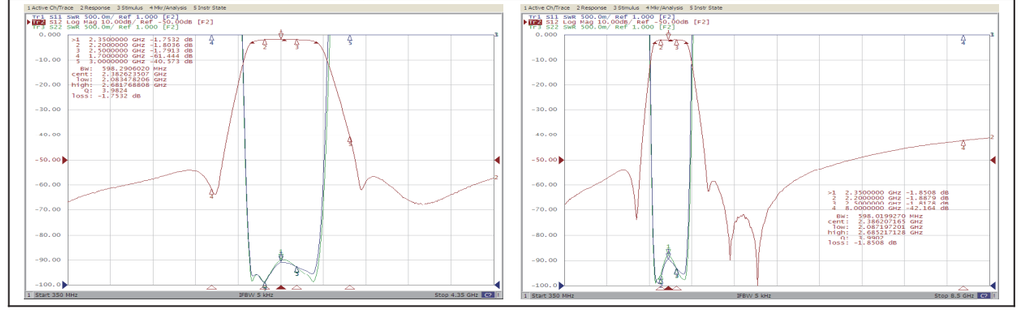

LTB2400-200-6D4 Specifications

FO(MHz)	IL(F0)	BW (-1dB)	VSWR	Stopband	Dimension (mm)	Structure
2400	⩽3.5	⩾200M	⩽2	⩾35dB@2100M &2700M	6.5*7*1.5	D4

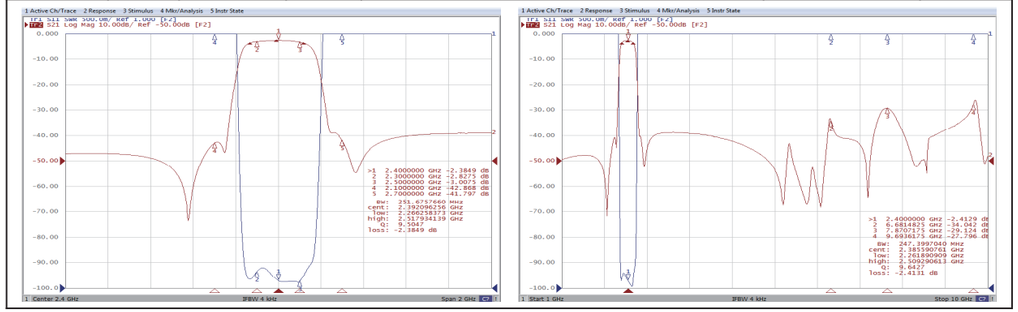

LTB2400-1500-P7D1 Specifications

FO(MHz)	IL(F0)	BW (-3dB)	VSWR	Stopband	Dimension (mm)	Structure
2400	⩽1.5	⩾1500M	⩽2	⩾40dB@900M;⩾40dB@5400M	6.5*4.2*1.5	D1

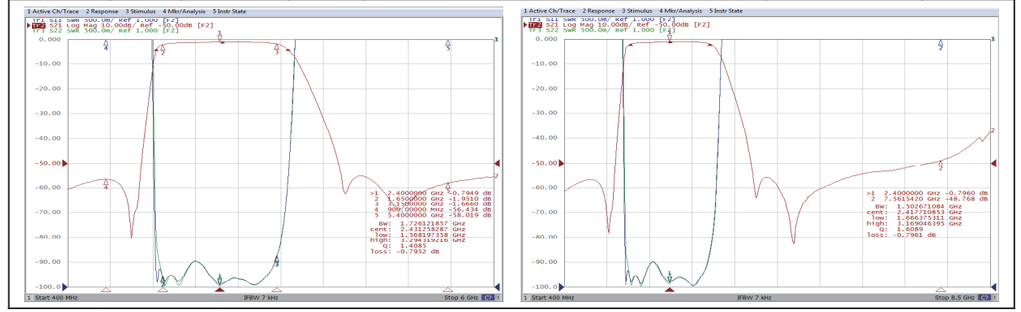

LTB2400-400-P7D1 Specifications

FO(MHz)	IL(F0)	BW (-3dB)	VSWR	Stopband	Dimension (mm)	Structure
2400	⩽2.8	⩾400M	⩽2	⩾40dB@1600M;⩾40dB@3200M	6.5*4.2*1.5	D1

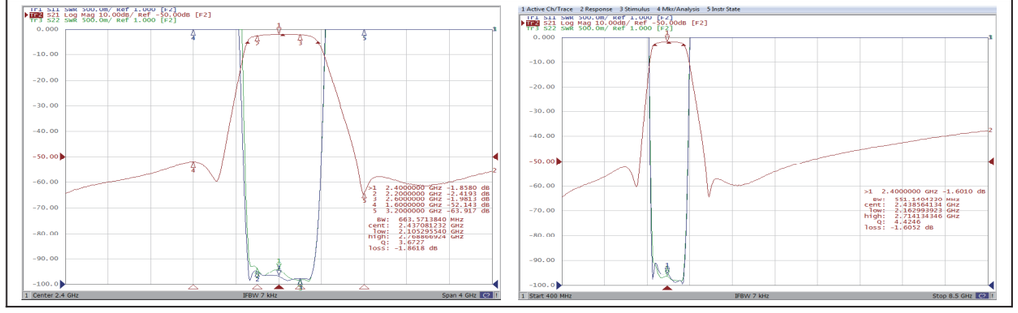

LTB2475-100-P6D1D Specifications

FO(MHz)	IL(F0)	BW (-1dB)	VSWR	Stopband	Dimension (mm)	Structure
2475	⩽3.2	⩾100M	⩽2	⩾35dB@2175M;⩾35dB@2775M	6.5*6.5*1.5	D1D

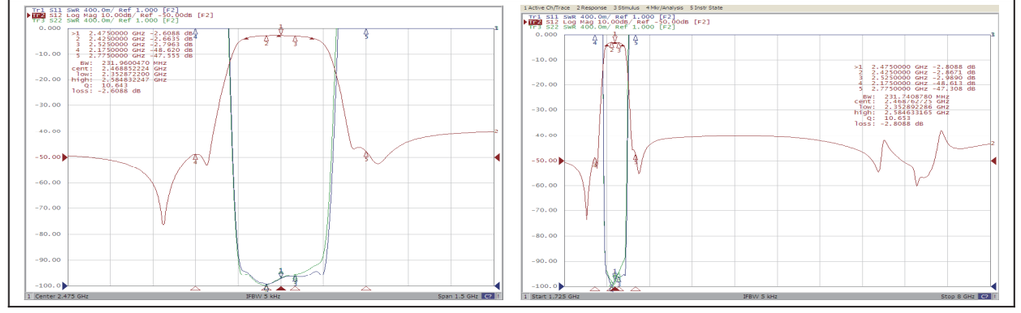

LTB2400A-800-P7D1 Specifications

FO(MHz)	IL(F0)	BW (-1dB)	VSWR	Stopband	Dimension (mm)	Structure
2400	⩽1.5	⩾800M	⩽2	⩾40dB@1200M;⩾40dB@3600M	6.5*4.2*1.5	D1

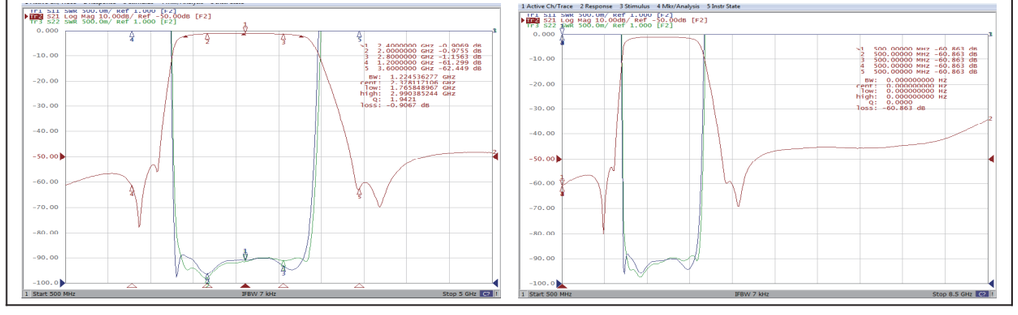

LTB2500-1000-P7D1 Specifications

FO(MHz)	IL(F0)	BW (-1.2dB)	VSWR	Stopband	Dimension (mm)	Structure
2500	⩽1.4	⩾1000M	⩽2	⩾35dB@1500M &3500M	6.5*4.2*1.5	D1

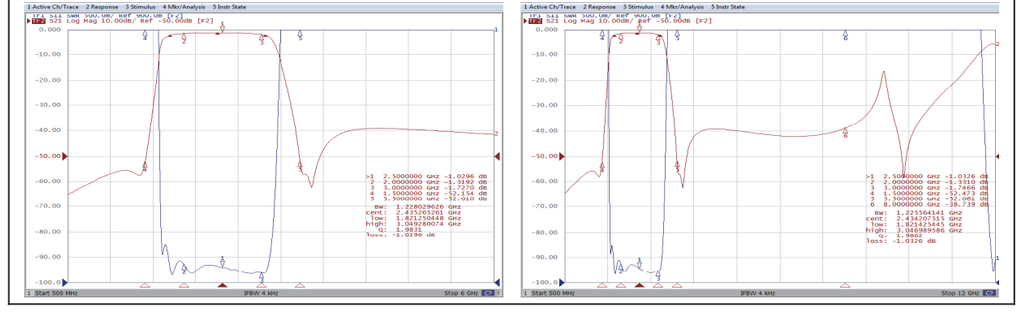

LTB2500A-1000-P7D1 Specifications

FO(MHz)	IL(F0)	BW (-1.2dB)	VSWR	Stopband	Dimension (mm)	Structure
2500	⩽1.5	⩾1000M	⩽2	⩾35dB@1500M;⩾35dB@3500M	6.5*4.2*1.5	D1

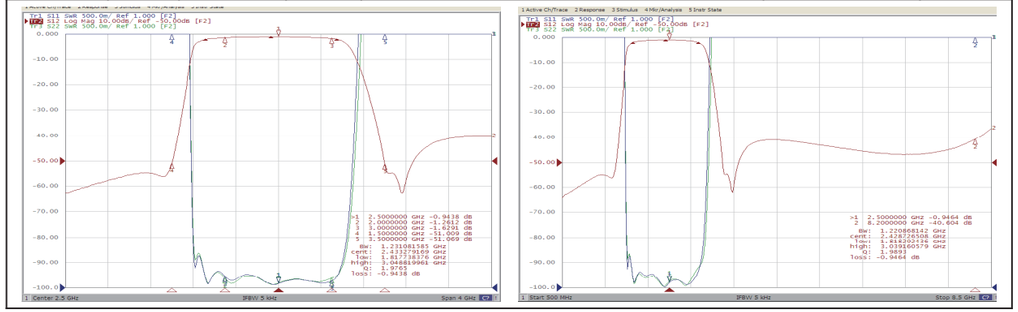

BPLT2680-30-4JA Specifications

FO(MHz)	IL(F0)	BW(-1dB)	VSWR	Stopband	Dimension (mm)
2680	⩽3.0	⩾30M	⩽1.6	⩾30dBc@f0±300MHz	4.8*4.2*1.2

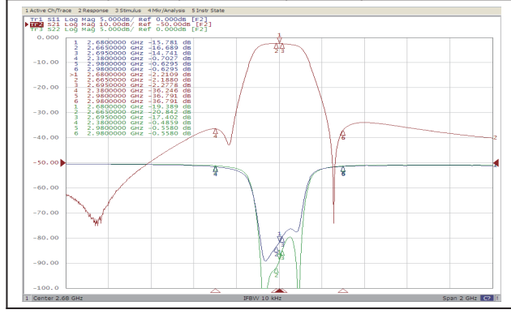

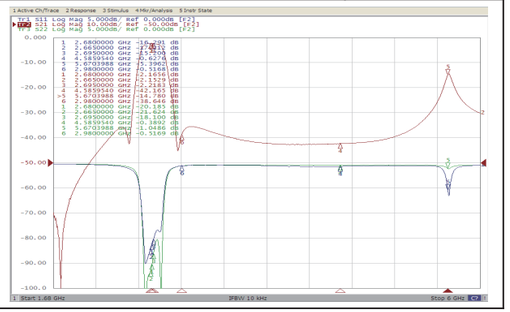

LTB2550A-900-7D1 Specifications

FO(MHz)	IL(F0)	BW (-1dB)	VSWR	Stopband	Dimension (mm)	Structure
2550	⩽1.8	⩾900M	⩽2	⩾40dB@1600M &3600M	6.5*4.2*1.5	D1

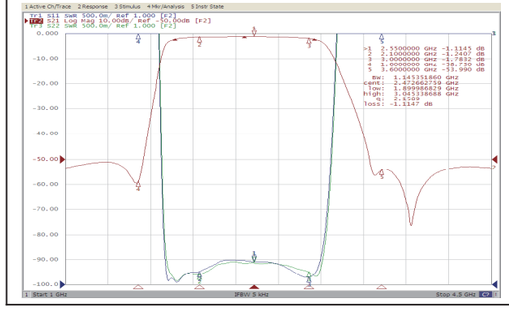

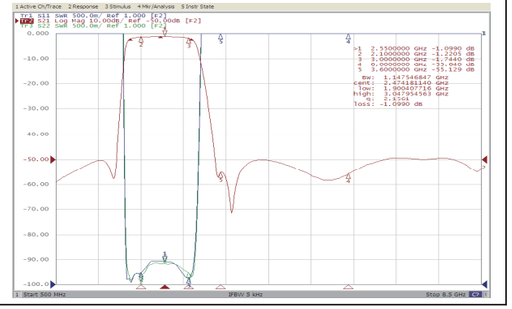

BPLT2955-210-7 Specifications

FO(MHz)	IL(F0)	BW(-1dB)	VSWR	Stopband	Dimension (mm)
2955	⩽4.0	⩾210M	⩽1.8	⩾40dB@2650MHz;⩾40dB@3250MHz	10.8*9.2*1.1

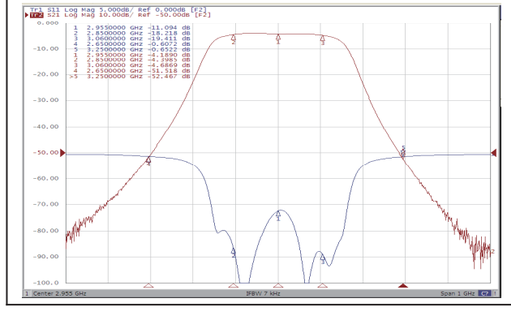

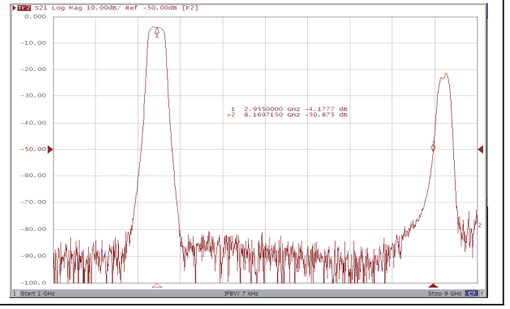

LTB2575-1150-P7D1 Specifications

FO(MHz)	IL(F0)	BW (-1.5dB)	VSWR	Stopband	Dimension (mm)	Structure
2575	⩽1.5	⩾1150M	⩽2	⩾30dB@1600M;⩾40dB@3800M	6.5*4.2*1.5	D1

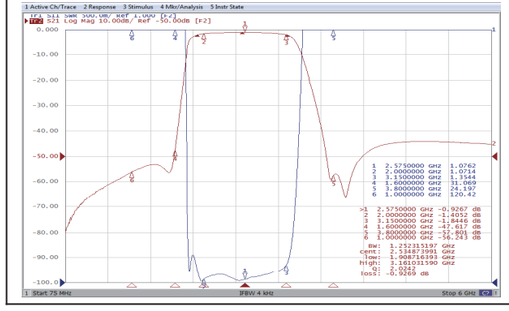

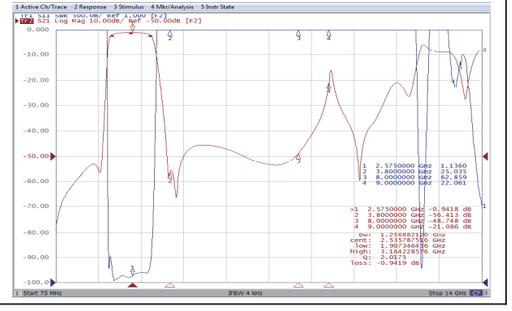

LTB3000-500-P6D1 Specifications

FO(MHz)	IL(F0)	BW (-1.5dB)	VSWR	Stopband	Dimension (mm)	Structure
3000	⩽2.5	⩾500M	⩽2	⩾35dB@2400M;⩾30dB@3600M	6.5*4.2*1.5	D1

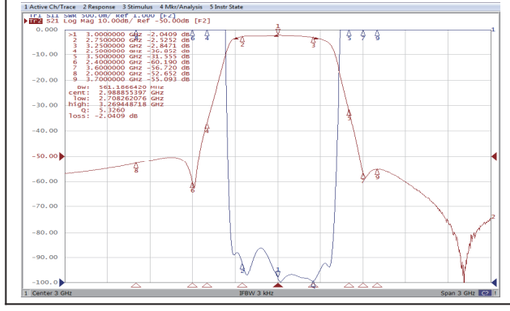

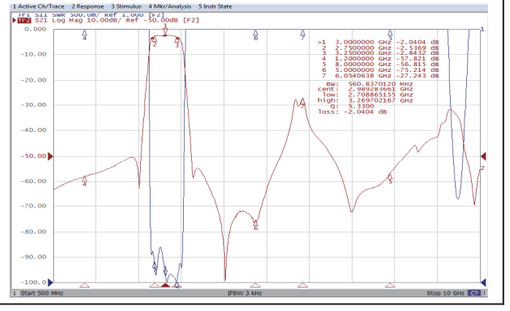

LTB3000A-1000-P7D1 Specifications

FO(MHz)	IL(F0)	BW (-1.5dB)	VSWR	Stopband	Dimension (mm)	Structure
3000	⩽1.7	⩾1000M	⩽2	⩾40dB@2000M;⩾30dB@4000M	6.5*4.2*1.5	D1

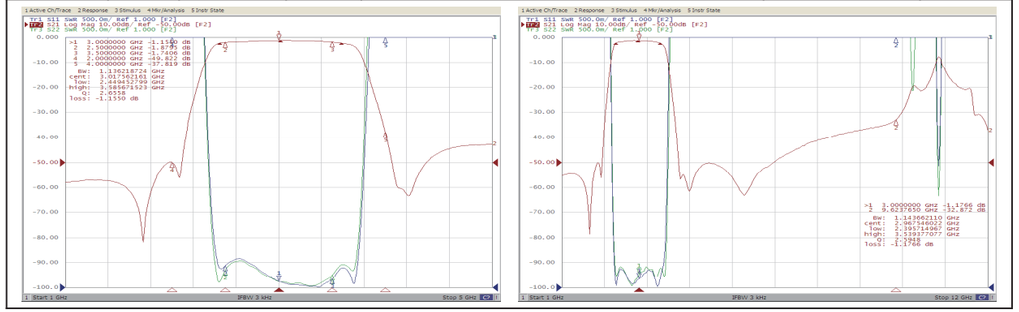

LTB3100-600-P7D1 Specifications

FO(MHz)	IL(F0)	BW (-1dB)	VSWR	Stopband	Dimension (mm)	Structure
3100	⩽2.2	⩾600M	⩽2	⩾45dB@2200M;⩾45dB@4000M	6.5*4.2*1.5	D1

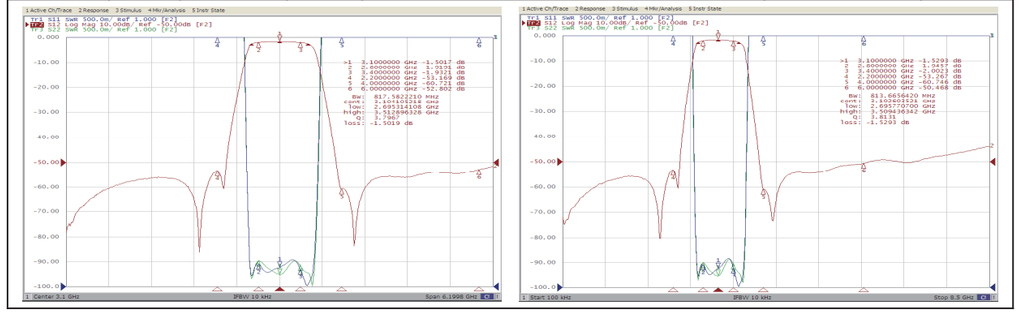

LTB3000-2000-P7D1 Specifications

FO(MHz)	IL(F0)	BW (-1dB)	VSWR	Stopband	Dimension (mm)	Structure
3000	⩽1.4	⩾2000M	⩽2	⩾45dB@1000M;⩾40dB@5000M	6.5*4.2*1.5	D1

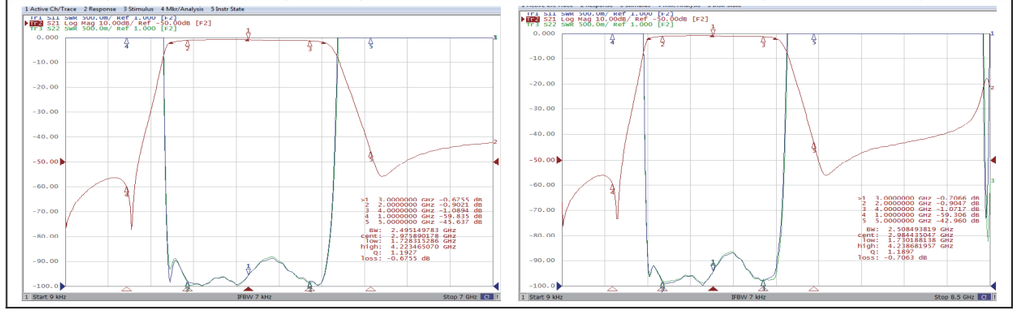

LTB3100-800-P7D1 Specifications

FO(MHz)	IL(F0)	BW (-1dB)	VSWR	Stopband	Dimension (mm)	Structure
3100	⩽1.7	⩾800M	⩽2	⩾40dB@1900M;⩾40dB@4300M	6.5*4.2*1.5	D1

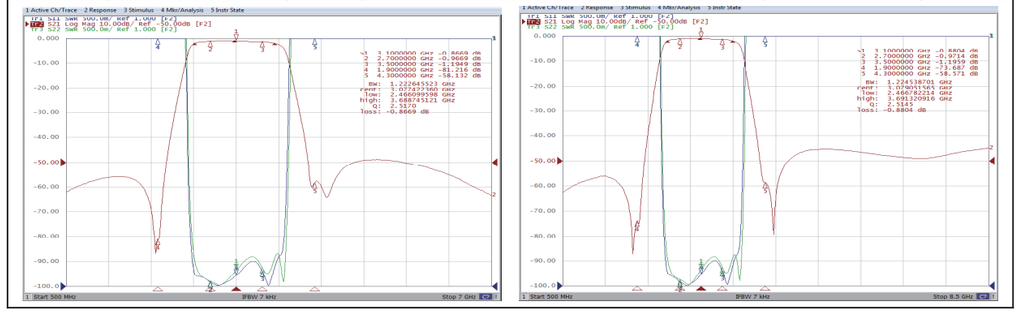

LTB3025-100-P6D1E Specifications

FO(MHz)	IL(F0)	BW (-1dB)	VSWR	Stopband	Dimension (mm)	Structure
3025	⩽3.5	⩾100M	⩽2	⩾35dB@2725M;⩾35dB@3325M	6.5*6*1.5	D1E

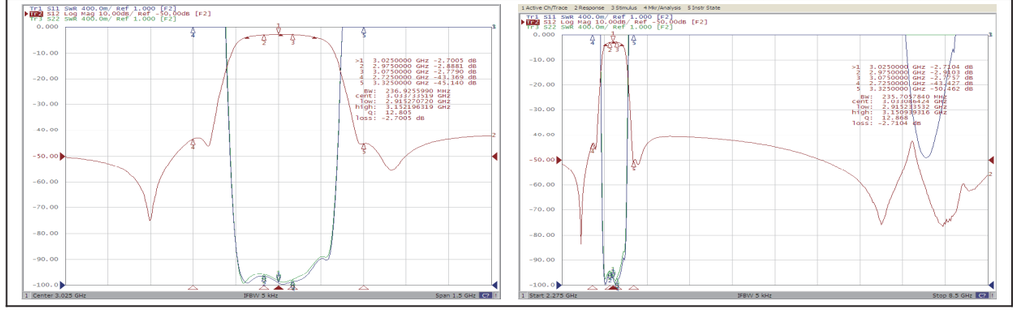

LTB3100-1800-P7D1 Specifications

FO(MHz)	IL(F0)	BW (-1.5dB)	VSWR	Stopband	Dimension (mm)	Structure
3100	⩽3.5	⩾1800M	⩽2	⩾20dB@1720M &4480M	6.5*4.2*1.5	D1

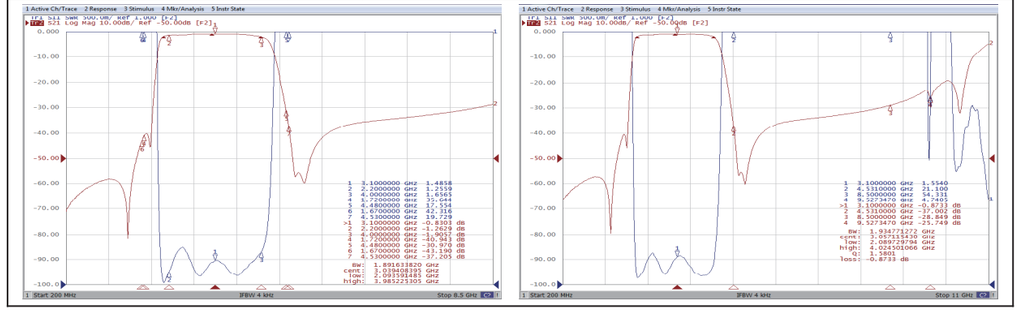

BPLT3125-300-7 Specifications

FO(MHz)	IL(F0)	BW(-1dB)	VSWR	Stopband	Dimension (mm)
3125	⩽3.0	⩾300M	⩽1.8	⩾30dB@2750MHz; ⩾30dB@3500MHz	10.8*9.2*1.1

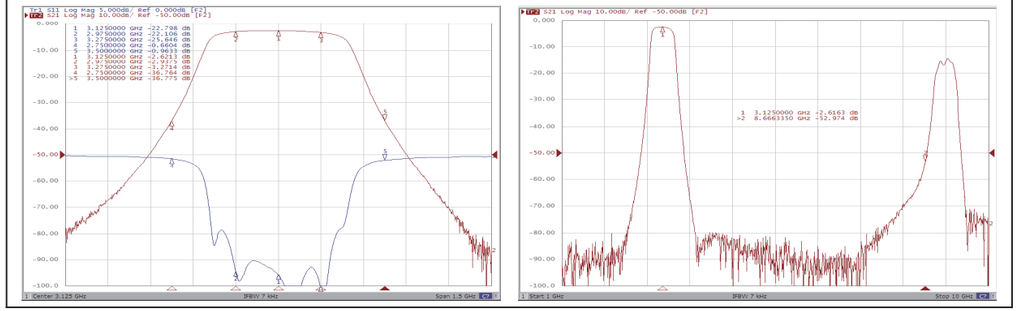

BPLT3185-210-7 Specifications

FO(MHz)	IL(F0)	BW(-1dB)	VSWR	Stopband	Dimension (mm)
3185	⩽4.0	⩾210M	⩽1.8	⩾40dB@2850MHz; ⩾40dB@3500MHz	10.8*8.8*1.1

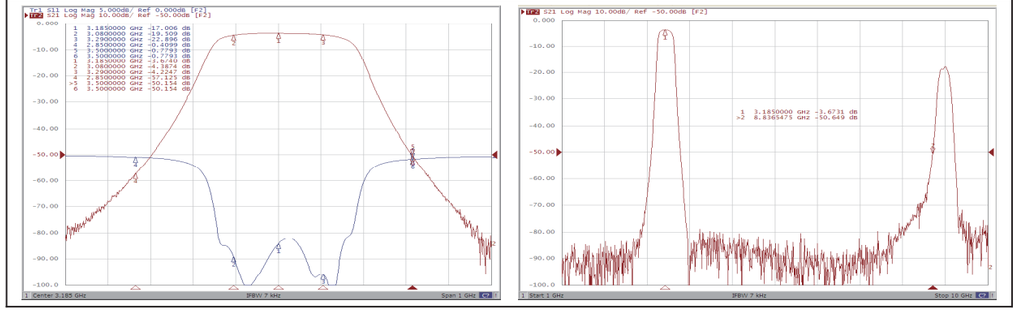

LTB3200-800-P7D1 Specifications

FO(MHz)	IL(F0)	BW (-1dB)	VSWR	Stopband	Dimension (mm)	Structure
3200	⩽1.7	⩾800M	⩽2	⩾40dB@2000M; ⩾40dB@4400M	6.5*4.2*1.5	D1

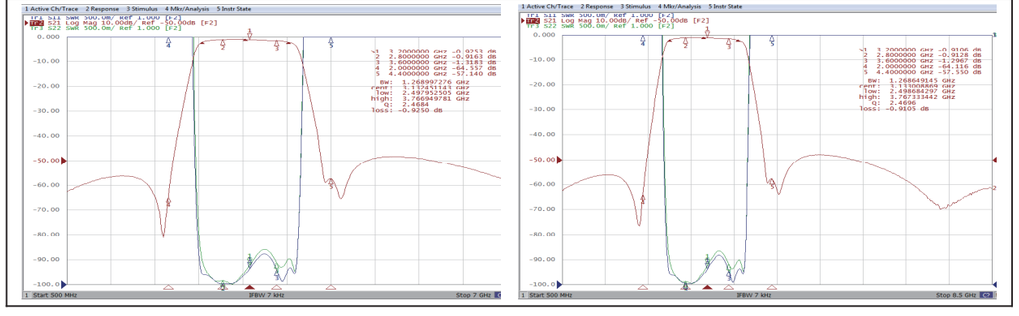

LTB3250-300-P7D1 Specifications

FO(MHz)	IL(F0)	BW (-1dB)	VSWR	Stopband	Dimension (mm)	Structure
3250	⩽2.5	⩾300M	⩽2	⩾40dB@2400M; ⩾40dB@4500M	6.5*4.2*1.5	D1

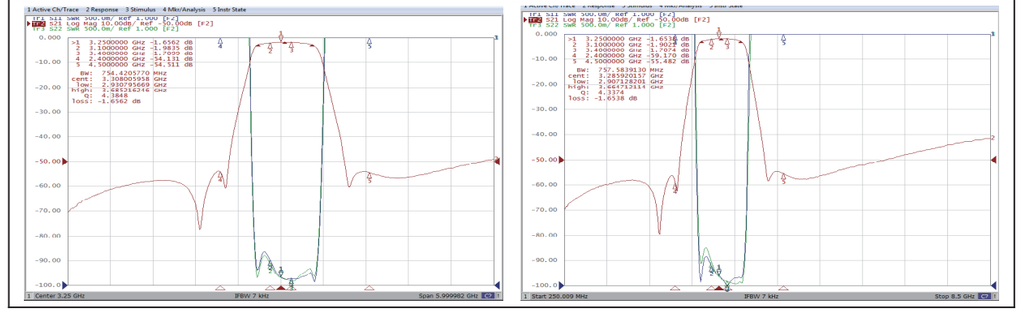

LTB3250-1100-7D1 Specifications

FO(MHz)	IL(F0)	BW (-1.5dB)	VSWR	Stopband	Dimension (mm)	Structure
3250	⩽1.8	⩾1100M	⩽2	⩾40dB@2200M &4400M	6.5*4.2*1.5	D1

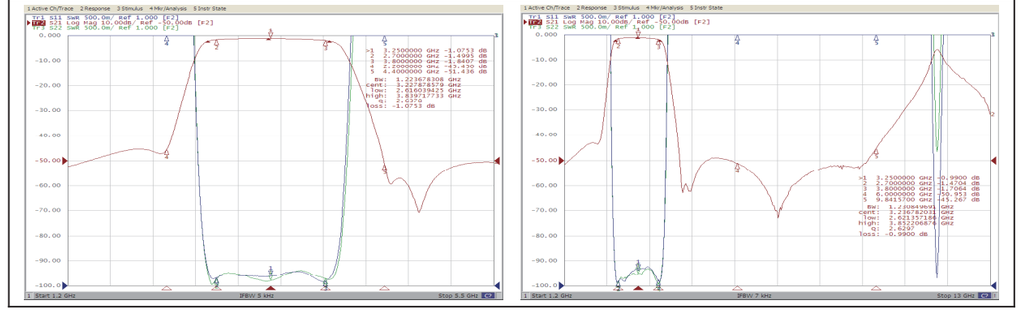

LTB3250-1600-P7D1 Specifications

FO(MHz)	IL(F0)	BW (-1dB)	VSWR	Stopband	Dimension (mm)	Structure
3250	⩽1.5	⩾1600M	⩽2	⩾40dB@1500M; ⩾30dB@5000M	6.5*4.2*1.5	D1

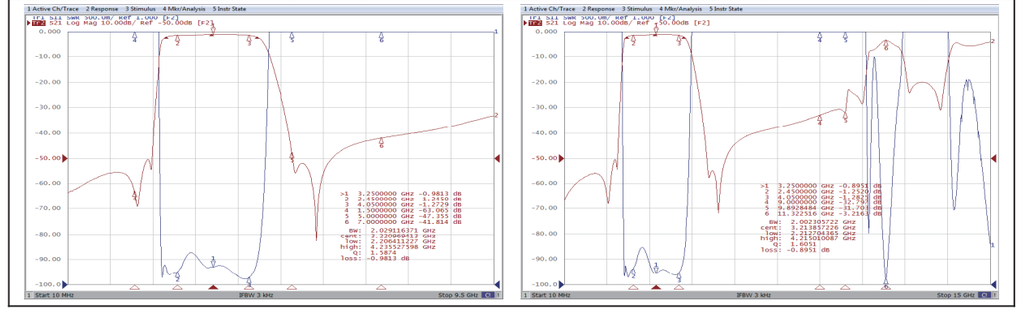

BPLT3375-300-7 Specifications

FO(MHz)	IL(F0)	BW(-1dB)	VSWR	Stopband	Dimension (mm)
3375	⩽3.0	⩾300M	⩽1.8	⩾30dB@3000MHz;⩾30dB@3750MHz	10.8*8.8*1.1

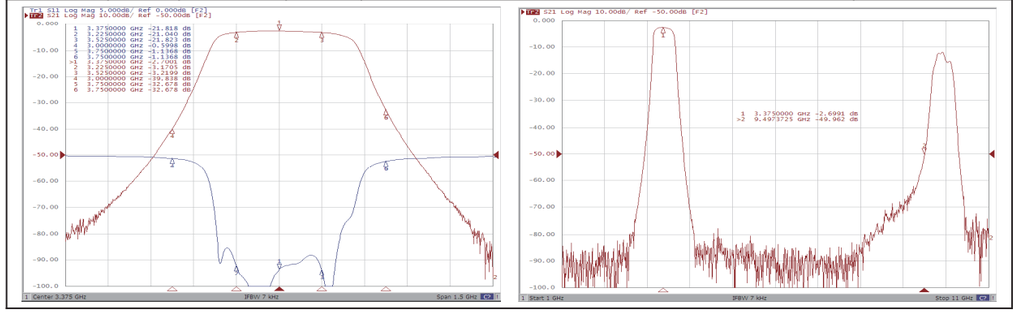

LTB3400-1200-P7D1 Specifications

FO(MHz)	IL(F0)	BW (-1dB)	VSWR	Stopband	Dimension (mm)	Structure
3400	⩽1.5	⩾1200M	⩽2	⩾30dB@2300M &4500M	6.5*4.2*1.5	D1

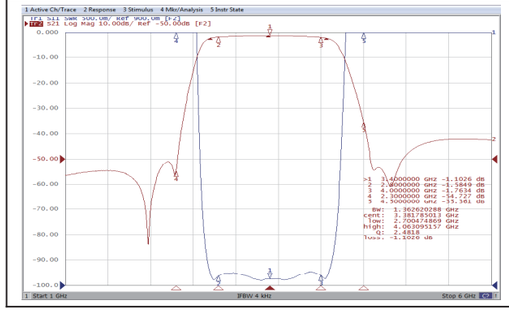

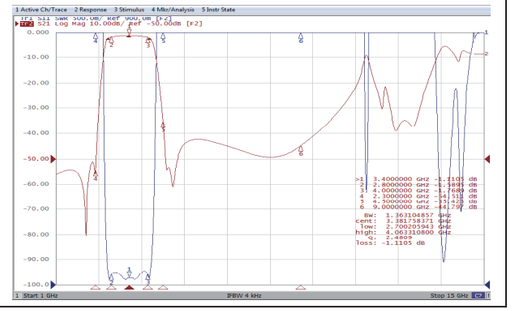

BPLT3420-120-6 Specifications

FO(MHz)	IL(F0)	BW(-1dB)	VSWR	Stopband	Dimension (mm)
3420	⩽6.0	⩾120M	⩽1.8	⩾40dB@3200MHz;⩾40dB@3620MHz	10.4*9*1.1

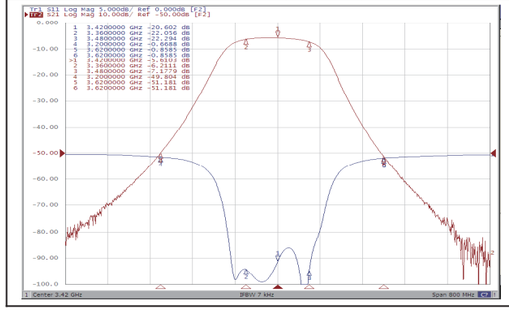

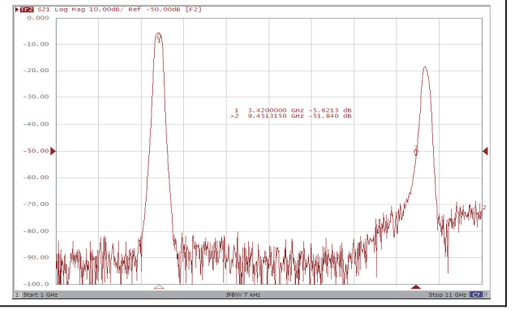

LTB3425-1150-P7D1 Specifications

FO(MHz)	IL(F0)	BW (-1dB)	VSWR	Stopband	Dimension (mm)	Structure
3425	⩽1.5	⩾1150M	⩽2	⩾45dB@2000M;⩾40dB@4700M	6.5*4.2*1.5	D1

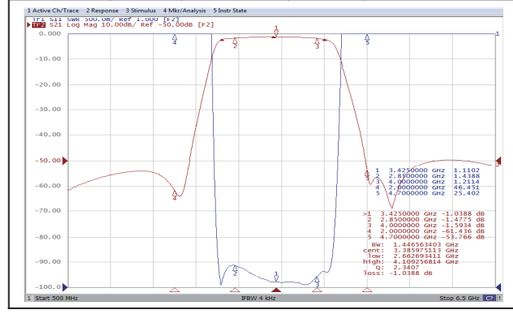

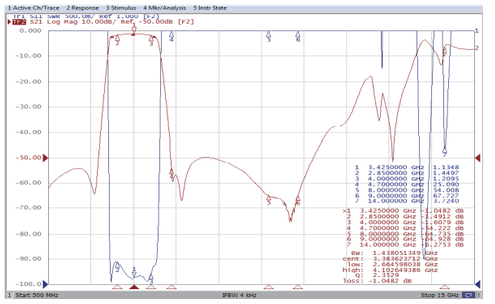

LTB3450-120-3A Specifications

FO(MHz)	IL(F0)	BW (-1dB)	VSWR	Stopband	Dimension (mm)	Structure
3450	⩽1.5	⩾120M	⩽2	⩾20dB@8100M-15000M	5.3*2*0.9	A

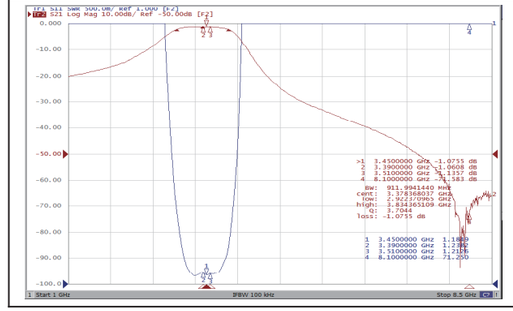

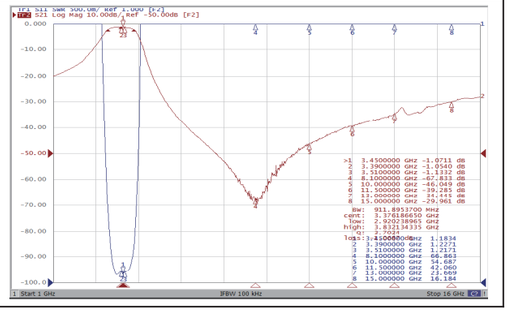

LTB3450-200-5A Specifications

FO(MHz)	IL(F0)	BW (-1dB)	VSWR	Stopband	Dimension (mm)	Structure
3450	⩽1.5	⩾120M	⩽2	⩾20dB@8100M-15000M	5.3*2*0.9	A

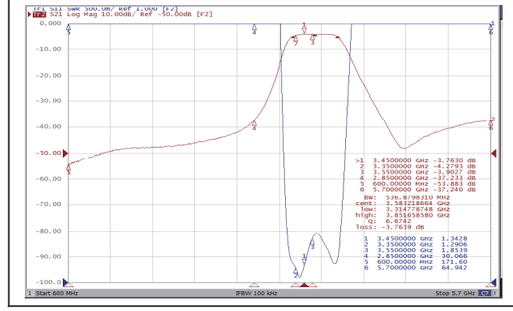

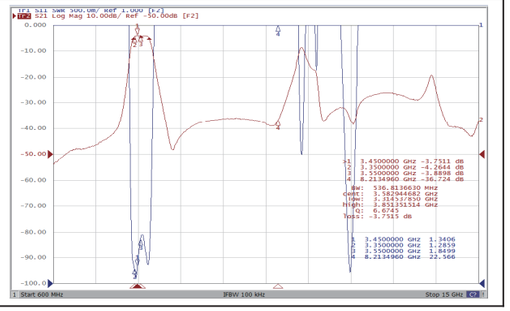

LTB3500A-1000-P6D1 Specifications

FO(MHz)	IL(F0)	BW (-1dB)	VSWR	Stopband	Dimension (mm)	Structure
3500	⩽1.7	⩾1000M	⩽2	⩾45dB@2250M;⩾30dB@6000M	6.5*4.2*1.5	D1

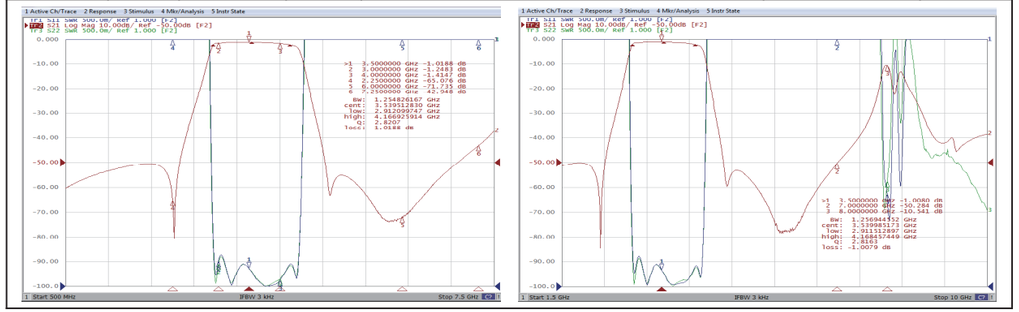

LTB3500-1000-P7D1 Specifications

FO(MHz)	IL(F0)	BW (-1dB)	VSWR	Stopband	Dimension (mm)	Structure
3500	⩽1.5	⩾1000M	⩽2	⩾40dB@2500M;⩾40dB@5400M	6.5*4.2*1.5	D1

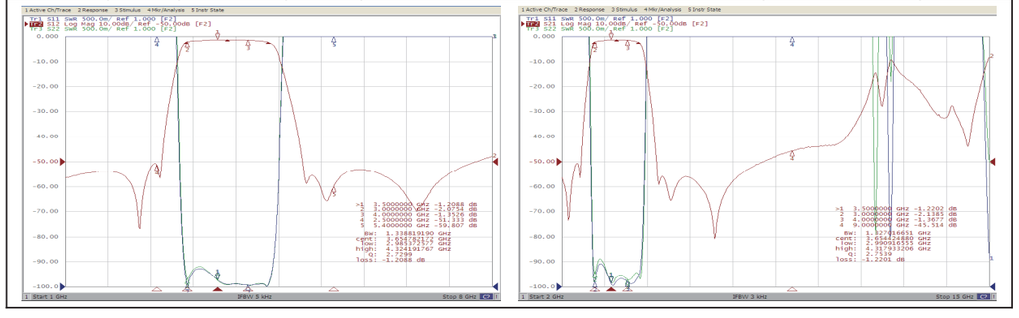

BPLT3520-110-6 Specifications

FO(MHz)	IL(F0)	BW(-1dB)	VSWR	Stopband	Dimension (mm)
3520	⩽6.5	⩾110M	⩽1.8	⩾40dB@3300MHz;⩾40dB@3720MHz	10.4*9*1.1

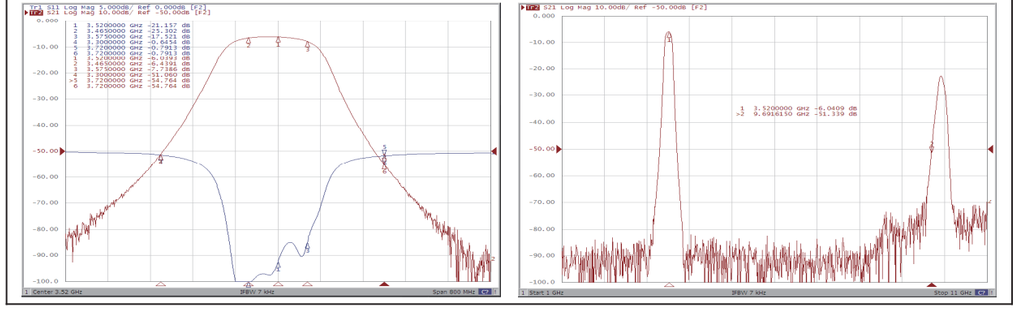

YMLTBP3.545-0.4-A Specifications

FO(GHz)	IL(F0)	BW (-1.5dB)	VSWR	Stopband	Dimension (mm)	Structure
3.545	⩽3.5	⩾0.4G	⩽2	⩾20dB@3.064G	5.3*2*0.9	A

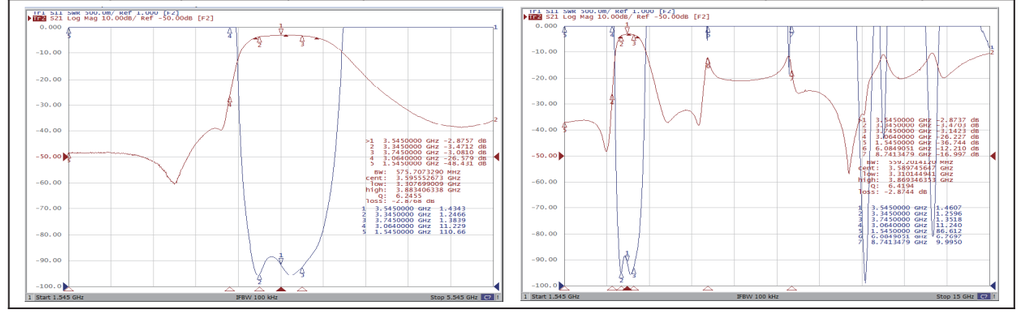

BPLT3550-100-6 Specifications

FO(MHz)	IL(F0)	BW(-1dB)	VSWR	Stopband	Dimension (mm)
3550	⩽4.0	⩾100M	⩽1.8	⩾40dB@3200MHz;⩾30dB@3800MHz	10.4*9*1.1

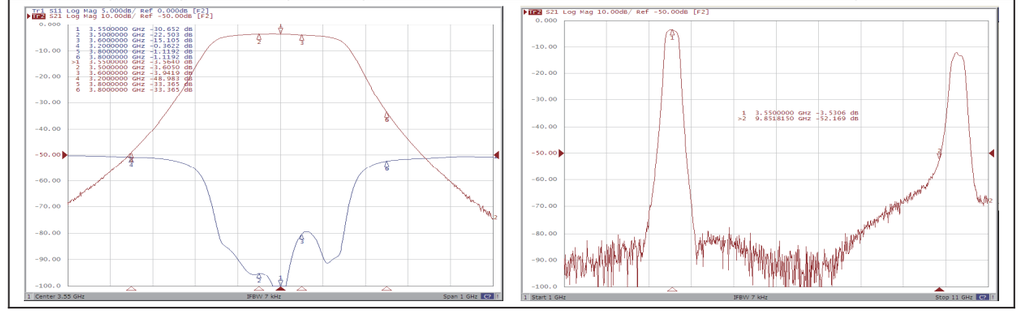

BPLT3610-110-6 Specifications

FO(MHz)	IL(F0)	BW(-1dB)	VSWR	Stopband	Dimension (mm)
3610	⩽6.5	⩾110M	⩽1.8	⩾40dB@3380MHz;⩾40dB@3820MHz	10.4*9*1.1

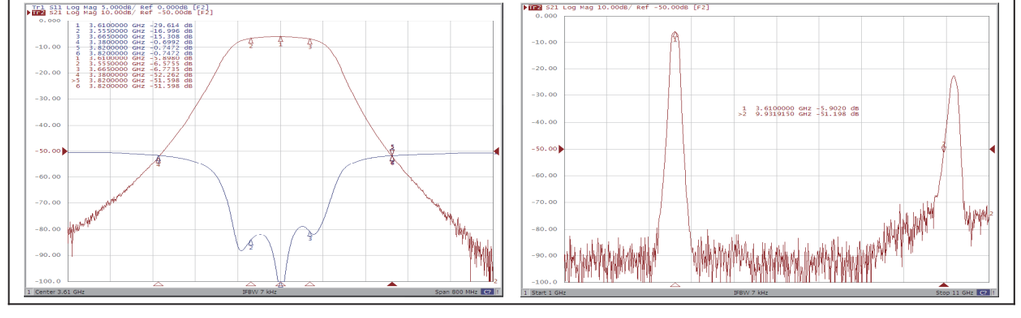

BPLT3650-100-6 Specifications

FO(MHz)	IL(F0)	BW(-1dB)	VSWR	Stopband	Dimension (mm)
3650	⩽4.0	⩾100M	⩽1.8	⩾40dB@3300MHz; ⩾30dB@3900MHz	10.4*9*1.1

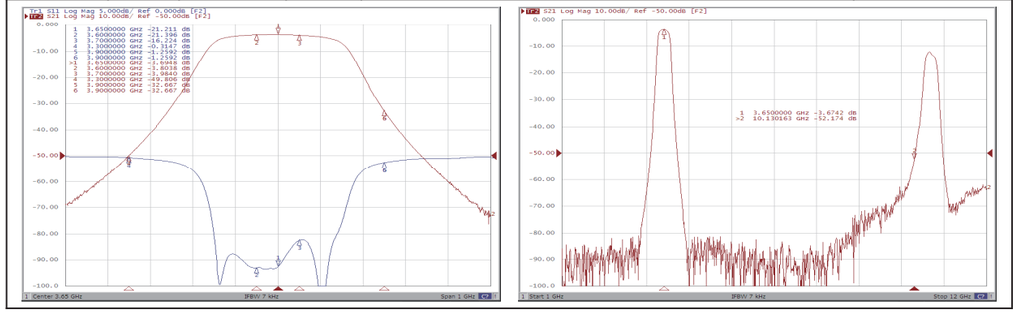

BPLT3710-110-6 Specifications

FO(MHz)	IL(F0)	BW(-1dB)	VSWR	Stopband	Dimension (mm)
3710	⩽6.5	⩾110M	⩽1.8	⩾40dB@3480MHz; ⩾40dB@3920MHz	10.4*9*1.1

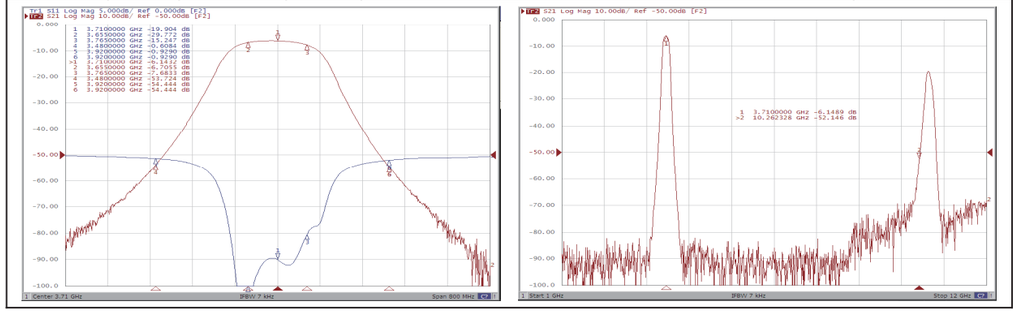

BPLT3750-100-6 Specifications

FO(MHz)	IL(F0)	BW(-1dB)	VSWR	Stopband	Dimension (mm)
3750	⩽4.0	⩾100M	⩽1.8	⩾40dB@3400MHz; ⩾30dB@4000MHz	10.4*9*1.1

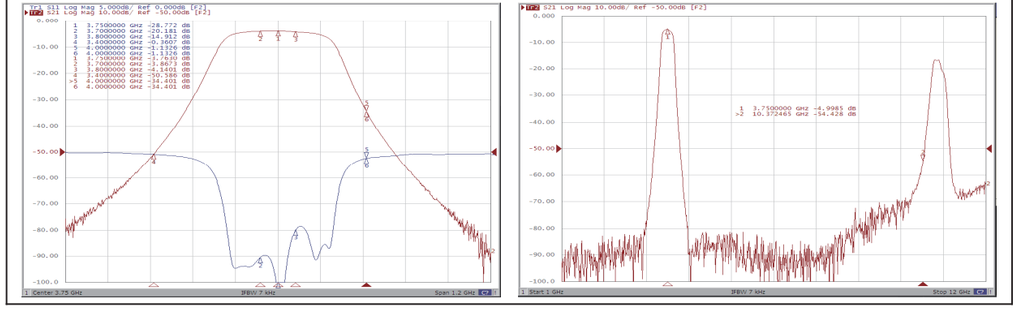

BPLT3750-1560-7 Specifications

FO(MHz)	IL(F0)	BW(-1dB)	VSWR	Stopband	Dimension (mm)
3750	⩽1.3	⩾1560M	⩽1.8	⩾8dB@2700MHz; ⩾35dB@5200MHz	10.8*7*1.7

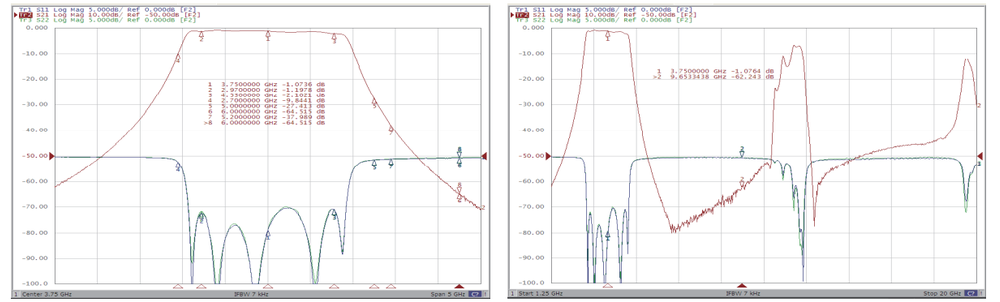

BPLT3790-110-6 Specifications

FO(MHz)	IL(F0)	BW(-1dB)	VSWR	Stopband	Dimension (mm)
3790	⩽6.5	⩾110M	⩽1.8	⩾40dB@3580MHz; ⩾40dB@4000MHz	10.4*9*1.1

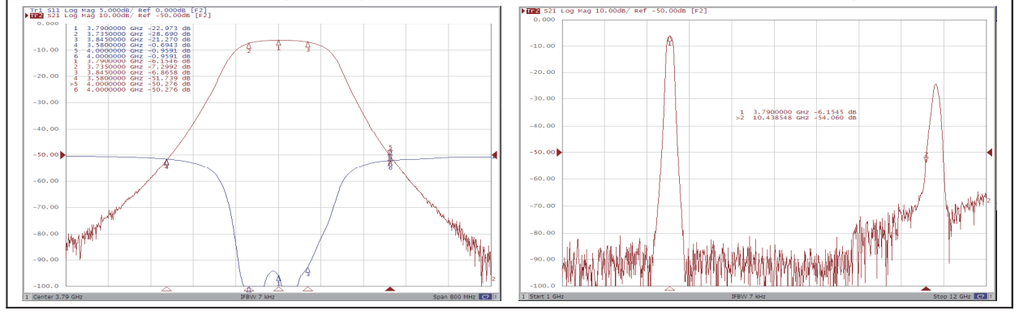

BPLT3850-100-6 Specifications

FO(MHz)	IL(F0)	BW(-1dB)	VSWR	Stopband	Dimension (mm)
3850	⩽4.5	⩾100M	⩽1.8	⩾40dB@3500MHz; ⩾30dB@4100MHz	10.4*9*1.1

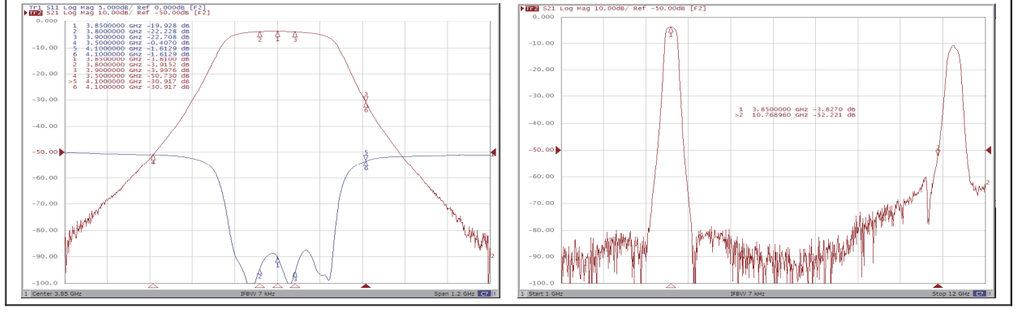

BPLT3900-1000-6 Specifications

FO(MHz)	IL(F0)	BW(-1dB)	VSWR	Stopband	Dimension (mm)
3900	⩽1.5	⩾1000M	⩽1.8	⩾40dB@2700MHz; ⩾40dB@5100MHz	8.4*6.4*1.1

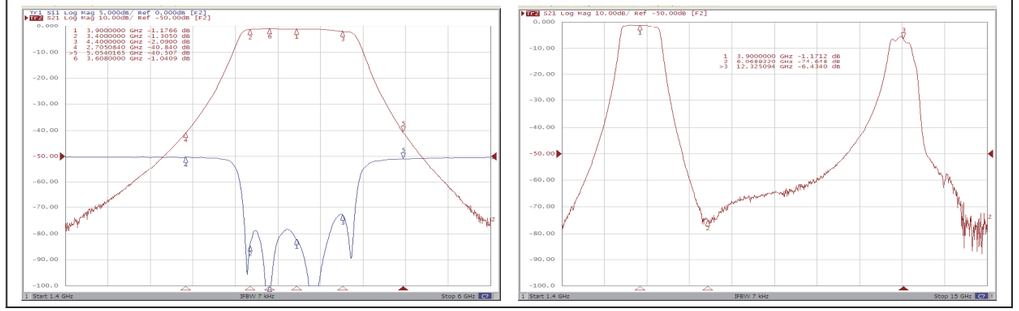

BPLT3910-205-7 Specifications

FO(MHz)	IL(F0)	BW(-1dB)	VSWR	Stopband	Dimension (mm)
3910	⩽5.0	⩾205M	⩽1.8	⩾40dB@3600MHz; ⩾40dB@4250MHz	10.4*9*1.1

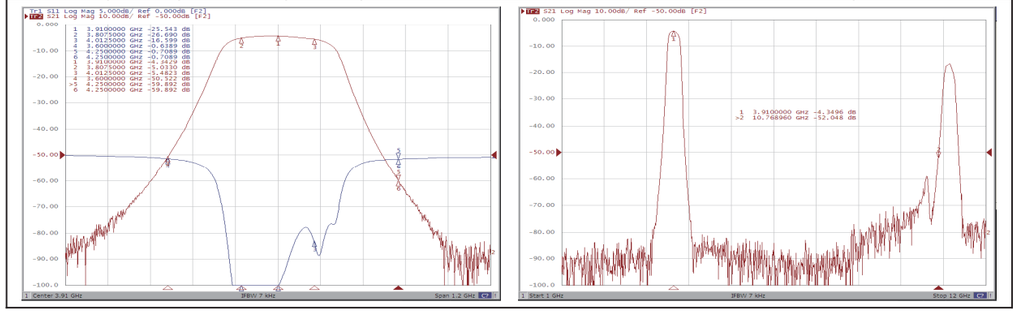

BPLT3950-100-6 Specifications

FO(MHz)	IL(F0)	BW(-1dB)	VSWR	Stopband	Dimension (mm)
3950	⩽4.5	⩾100M	⩽1.8	⩾40dB@3600MHz; ⩾30dB@4200MHz	10.4*9*1.1

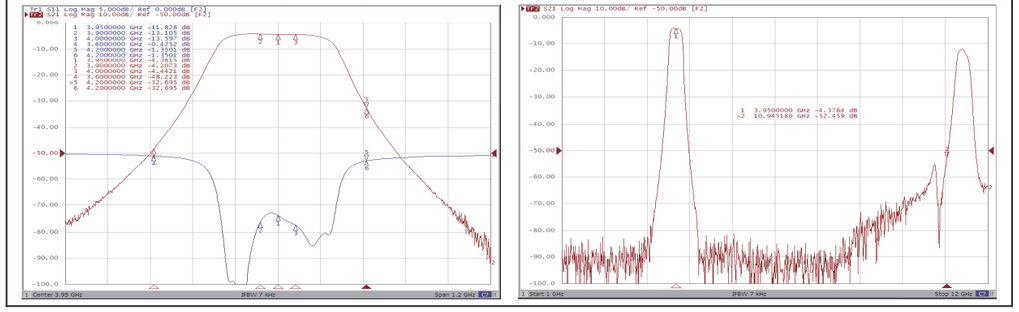

LTB4000-800-P6KD1 Specifications

FO(MHz)	IL(F0)	BW (-1dB)	VSWR	Stopband	Dimension (mm)	Structure
3500	⩽2.0	⩾800M	⩽2	⩾40dB@2800M; ⩾40dB@5200M	6.5*4.2*1.5	D1

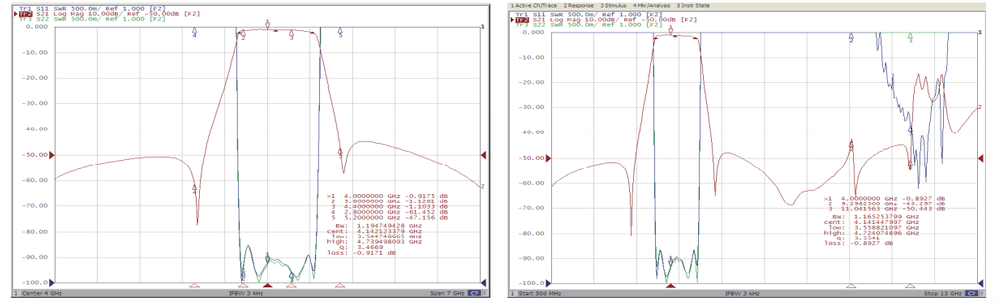

BPLT4000-800-6 Specifications

FO(MHz)	IL(F0)	BW(-1dB)	VSWR	Stopband	Dimension (mm)
4000	⩽1.8	⩾800M	⩽1.8	⩾50dB@2800MHz; ⩾65dB@5200MHz	8.4*6.4*1.1

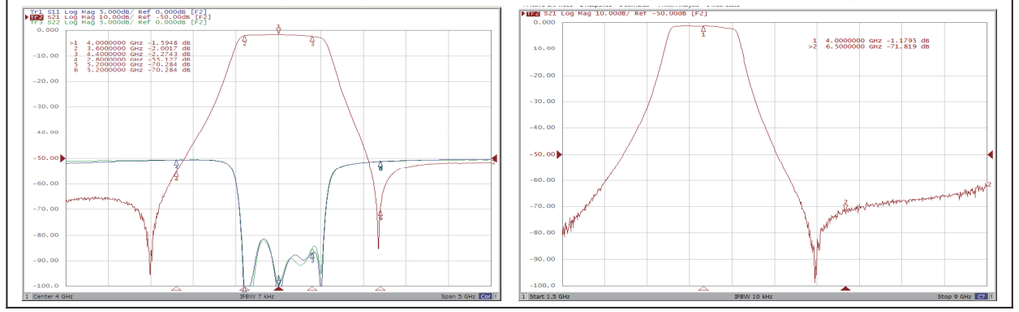

BPLT4000-900-6 Specifications

FO(MHz)	IL(F0)	BW(-1dB)	VSWR	Stopband	Dimension (mm)
4000	⩽1.5	⩾900M	⩽1.8	⩾40dB@2800MHz; ⩾40dB@5100MHz	8.4*6.4*1.1

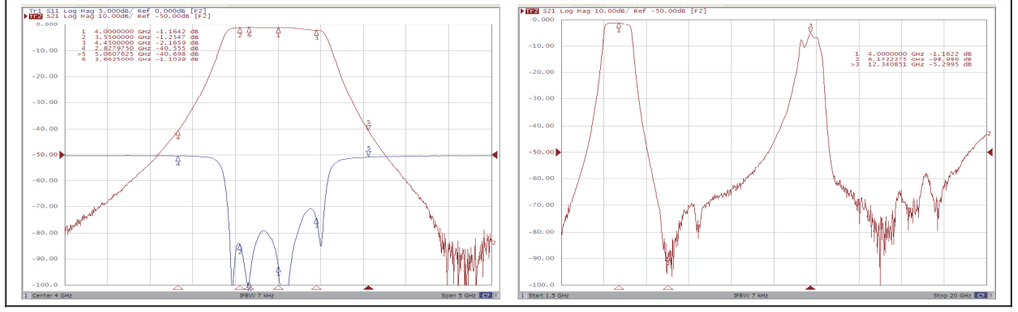

BPLT4125-300-7 Specifications

FO(MHz)	IL(F0)	BW(-1dB)	VSWR	Stopband	Dimension (mm)
4125	⩽3.5	⩾300M	⩽1.8	⩾30dB@3750MHz; ⩾30dB@4500MHz	10.8*7.3*1.1

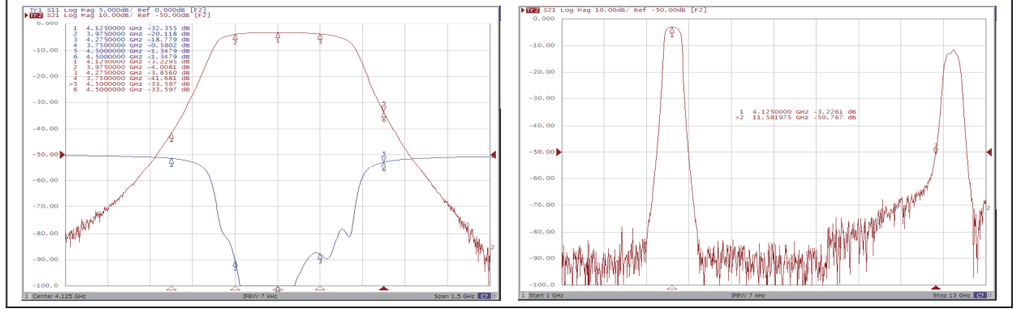

BPLT4155-195-7 Specifications

FO(MHz)	IL(F0)	BW(-1dB)	VSWR	Stopband	Dimension (mm)
4155	⩽5.0	⩾195M	⩽1.8	⩾40dB@3850MHz; ⩾40dB@4460MHz	10.8*7.3*1.1

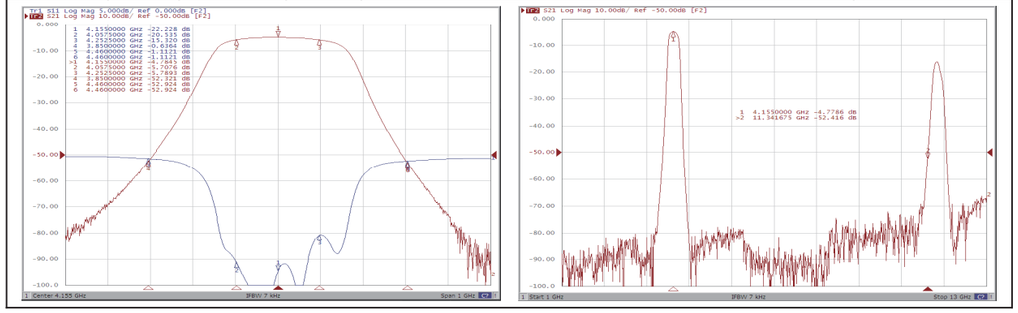

LTB4250-500-6D1 Specifications

FO(MHz)	IL(F0)	BW (-1dB)	VSWR	Stopband	Dimension (mm)	Structure
4250	⩽3.0	⩾500M	⩽2	⩾40dB@3350M; ⩾40dB@5150M	6.5*4.2*1.5	D1

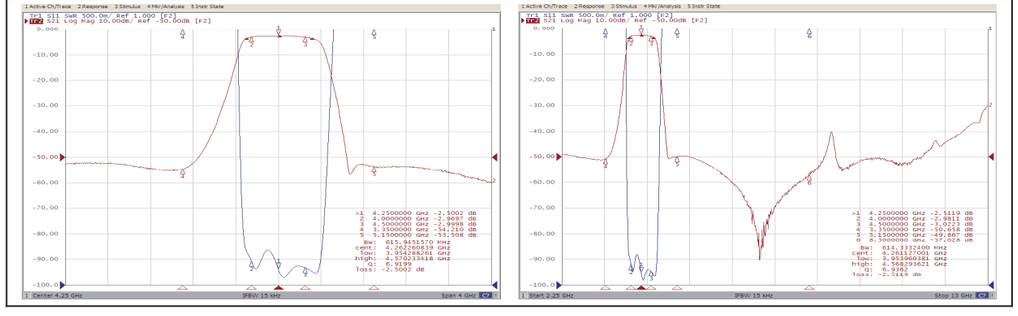

LTB4350-200-6D1 Specifications

FO(MHz)	IL(F0)	BW (-1dB)	VSWR	Stopband	Dimension (mm)	Structure
4350	⩽2.8	⩾200M	⩽2	⩾45dB@3200M &4950M	6.5*4.2*1.5	D1

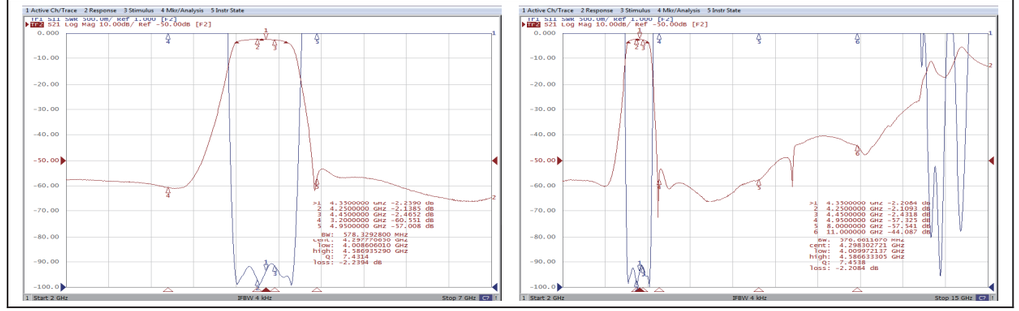

BPLT4350-1300-7SC Specifications

FO(MHz)	IL(F0)	BW(-1dB)	VSWR	Stopband	Dimension (mm)
4350	⩽3.0	⩾1300M	⩽2	⩾20dB@3100MHz~3400 MHz ; ⩾20dB@5400MHz~6000MHz	6.5*4.2*1.5

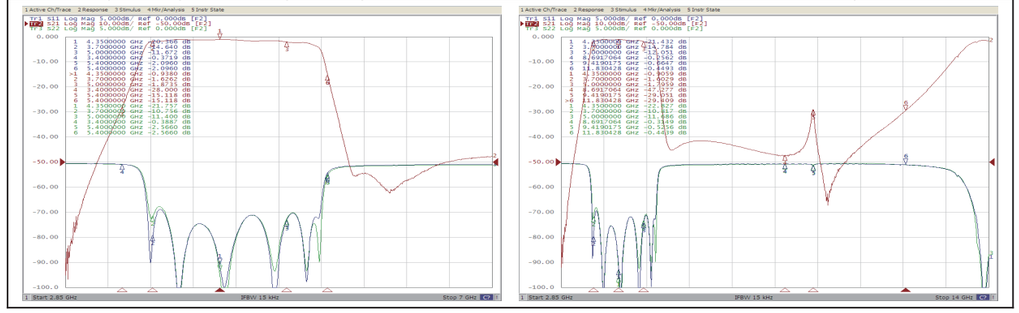

BPLT4375-300-7 Specifications

FO(MHz)	IL(F0)	BW(-1dB)	VSWR	Stopband	Dimension (mm)
4375	⩽3.5	⩾300M	⩽1.8	⩾30dB@4000MHz; ⩾30dB@4750MHz	10.8*7.2*1.1

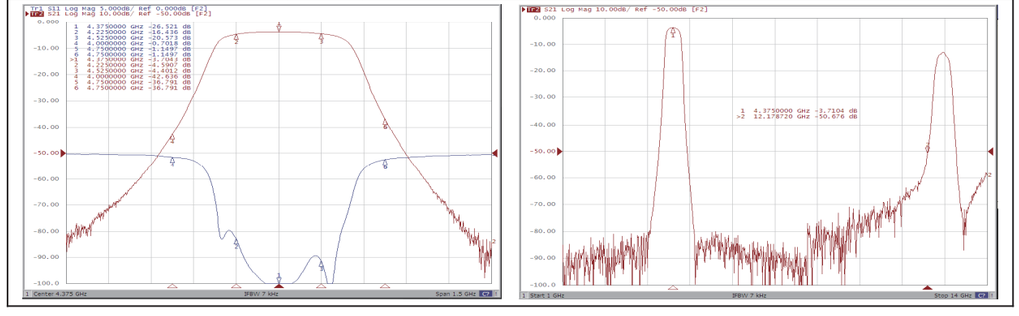

BPLT4405-210-7 Specifications

FO(MHz)	IL(F0)	BW(-1dB)	VSWR	Stopband	Dimension (mm)
4405	⩽5.0	⩾210M	⩽1.8	⩾40dB@4080MHz; ⩾40dB@4720MHz	10.8*7.2*1.1

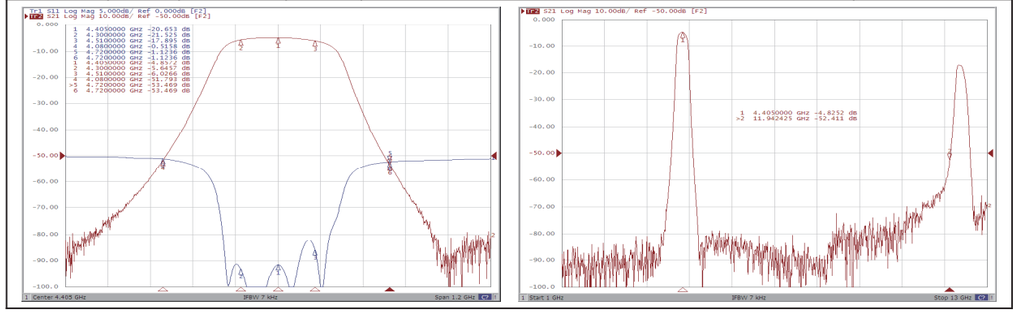

BPLT4645-200-7 Specifications

FO(MHz)	IL(F0)	BW(-1dB)	VSWR	Stopband	Dimension (mm)
4645	⩽5.5	⩾200M	⩽1.8	⩾40dB@4300MHz; ⩾40dB@4980MHz	10.8*6.8*1.1

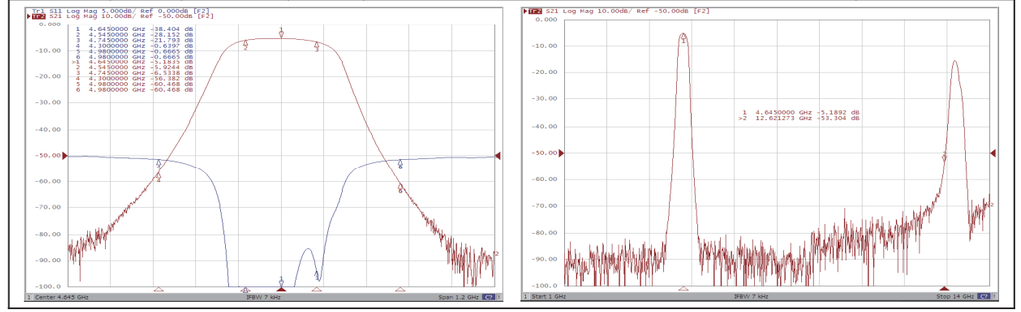

LTB4500-200-P6D1 Specifications

FO(MHz)	IL(F0)	BW (-1dB)	VSWR	Stopband	Dimension (mm)	Structure
4500	⩽3.4	⩾200M	⩽2	⩾40dB@5020M	6.5*4.2*1.5	D1

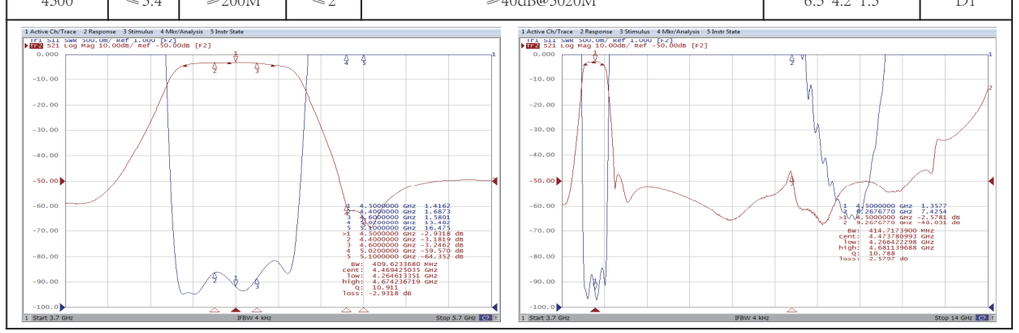

LTB4650-2800-P7D1 Specifications

FO(MHz)	IL(F0)	BW (-1.3dB)	VSWR	Stopband	Dimension (mm)	Structure
4650	⩽1.3	⩾2800M	⩽2	⩾35dB@2610M; ⩾30dB@7300M	6.5*4.2*1.5	D1

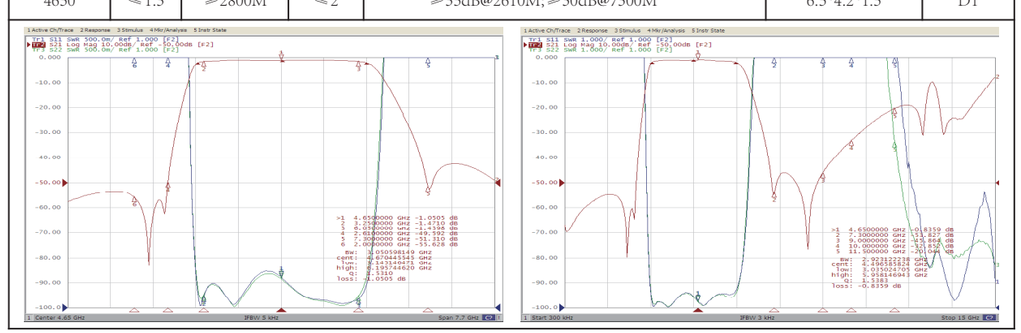

BPLT4625-300-7 Specifications

FO(MHz)	IL(F0)	BW (-1dB)	VSWR	Stopband	Dimension (mm)	Structure
4625	⩽4.0	⩾300M	⩽1.8	⩾30dB@4250MHz ; ⩾30dB@5000MHz	10.8*6.8*1.1	D1

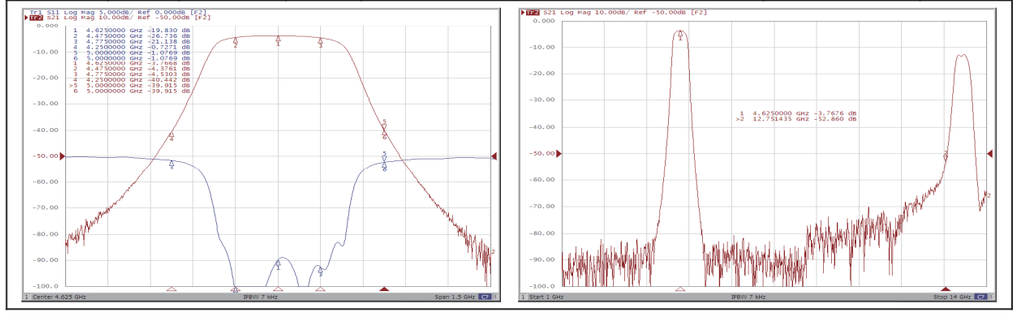

LTB4675-550-6D1 Specifications

FO(MHz)	IL(F0)	BW (-1dB)	VSWR	Stopband	Dimension (mm)	Structure
4675	⩽2.5	⩾550M	⩽2	⩾30dB@4000M; ⩾50dB@5700M	6.5*4.2*1.5	D1

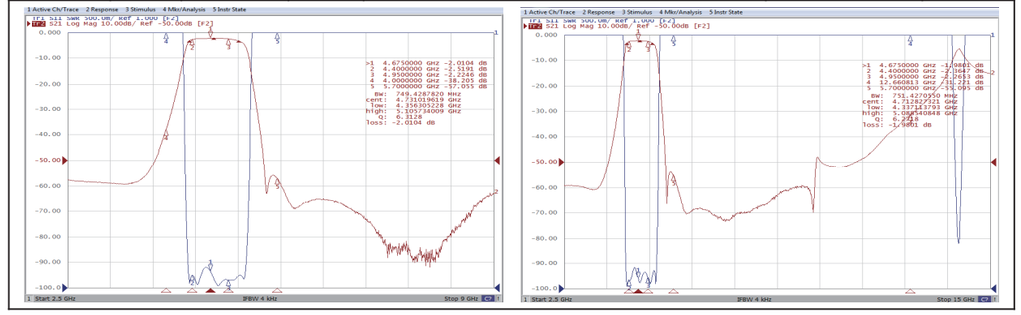

BPLT4700-900-6 Specifications

FO(MHz)	IL(F0)	BW(-1dB)	VSWR	Stopband	Dimension (mm)
4700	⩽1.5	⩾900M	⩽1.8	⩾40dB@3500MHz;⩾40dB@5900MHz	8.4*5.6*1.1

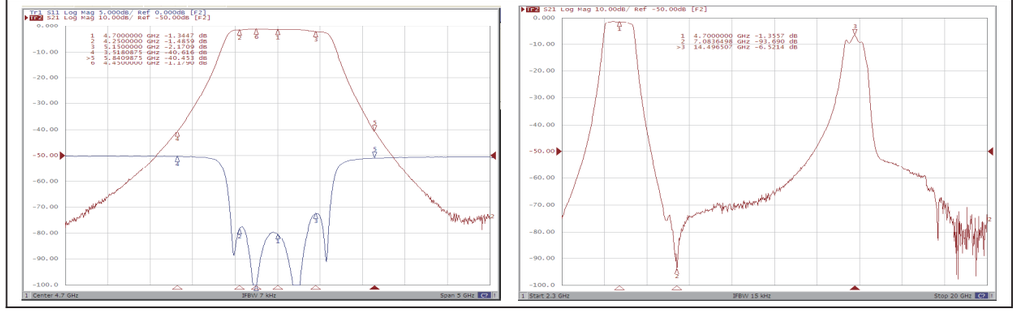

LTB4720-1560-P6KD1 Specifications

FO(MHz)	IL(F0)	BW (-1dB)	VSWR	Stopband	Dimension (mm)	Structure
4720	⩽1.5	⩾1560M	⩽2	⩾40dB@2750M;⩾35dB@6340M	6.5*4.2*1.5	D1

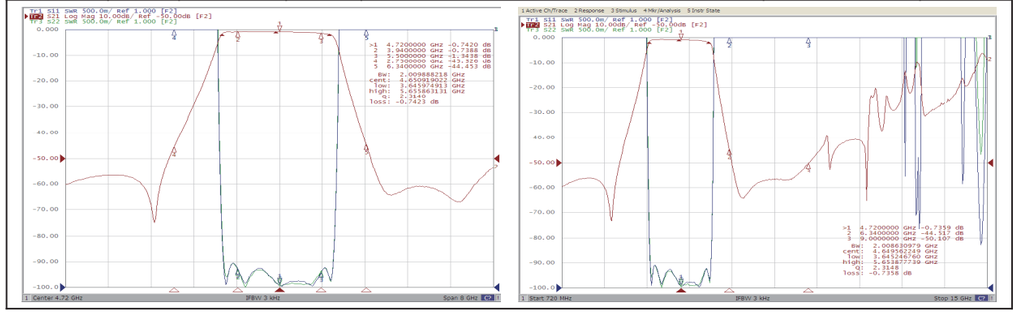

LTB4750-500-6D1 Specifications

FO(MHz)	IL(F0)	BW(-1dB)	VSWR	Stopband	Dimension (mm)	Structure
4750	⩽3.0	⩾500M	⩽2	⩾40dB@3850M;⩾40dB@5650M	6.5*4.2*1.5	D1

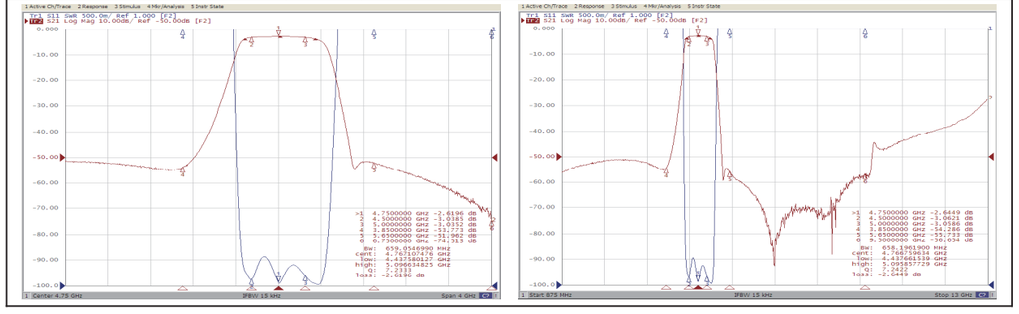

LTB4800-800-P6KD1 Specifications

FO(MHz)	IL(F0)	BW (-1dB)	VSWR	Stopband	Dimension (mm)	Structure
4800	⩽2.0	⩾800M	⩽2	⩾40dB@3600M;⩾35dB@6000M	6.5*4.2*1.5	D1

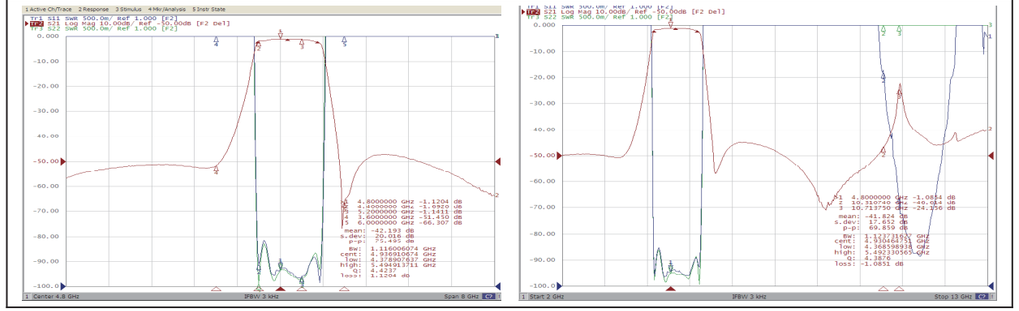

BPLT4800-800-6 Specifications

FO(MHz)	IL(F0)	BW(-1dB)	VSWR	Stopband	Dimension (mm)
4800	⩽2.0	⩾800M	⩽1.8	⩾50dB@3600MHz;⩾65dB@6000MHz	8.4*5.6*1.1

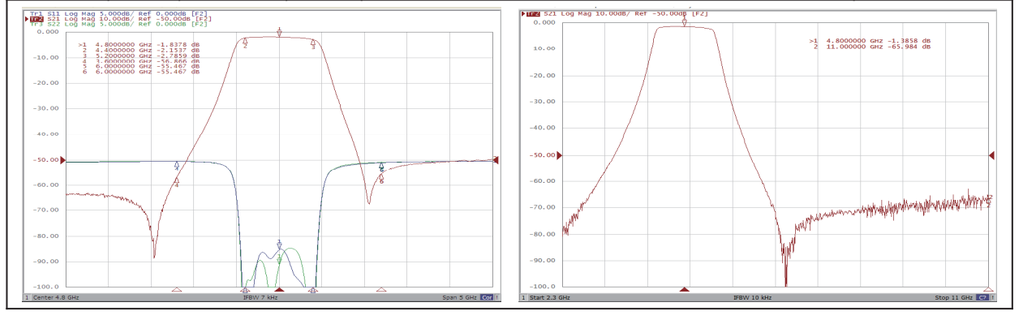

BPLT4800-900-6 Specifications

FO(MHz)	IL(F0)	BW(-1dB)	VSWR	Stopband	Dimension (mm)
4800	⩽1.5	⩾900M	⩽1.8	⩾40dB@3600MHz;⩾40dB@5950MHz	8.4*5.6*1.1

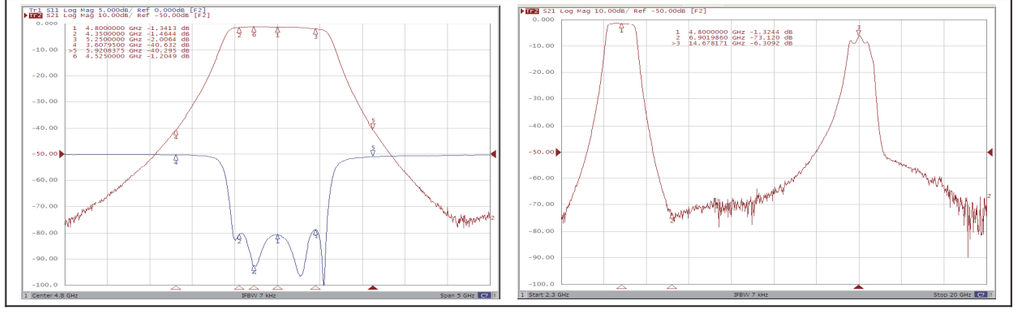

BPLT4800-1800-7 Specifications

FO(MHz)	IL(F0)	BW(-1dB)	VSWR	Stopband	Dimension (mm)
4800	⩽1.5	⩾1800M	⩽1.8	⩾40dB@2900MHz;⩾40dB@6600MHz	10.8*7*1.7

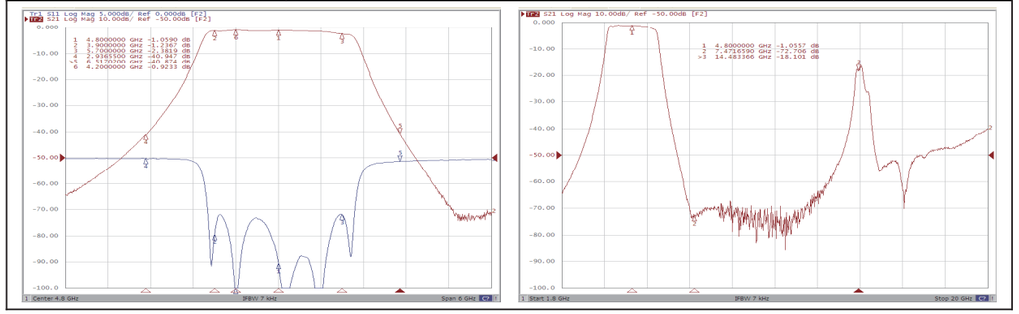

BPLT4875-300-7 Specifications

FO(MHz)	IL(F0)	BW(-1dB)	VSWR	Stopband	Dimension (mm)
4875	⩽4.0	⩾300M	⩽1.8	⩾30dB@4500MHz;⩾30dB@5250MHz	10.8*6.4*1.1

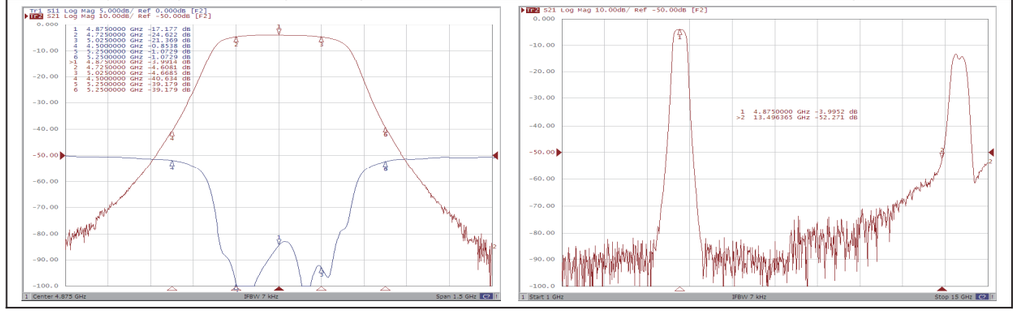

LTB4900-66-P6D1 Specifications

FO(MHz)	IL(F0)	BW (-1dB)	VSWR	Stopband	Dimension (mm)	Structure
4900	⩽3.2	⩾66M	⩽2	⩾40dB@4000M;⩾35dB@5800M	6.5*4.2*1.5	D1

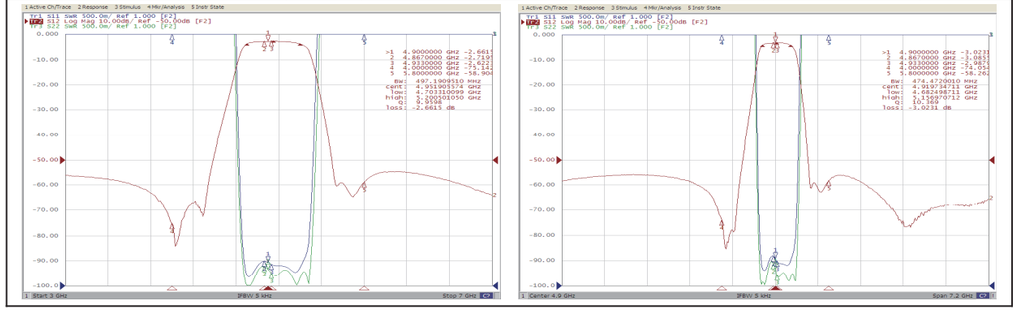

LTB5000-1600-P6KD1 Specifications

FO(GHz)	IL(F0)	BW (-1dB)	VSWR	Stopband	Dimension (mm)	Structure
5000	⩽1.5	⩾1600M	⩽2	⩾40dB@2600M;⩾40dB@7400M	6.5*4.2*1.5	D1

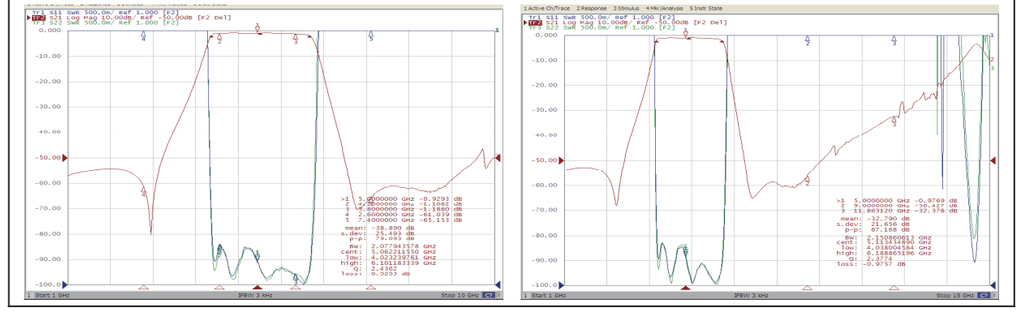

BPLT5000-1600-7 Specifications

FO(MHz)	IL(F0)	BW(-1dB)	VSWR	Stopband	Dimension (mm)
5000	⩽1.5	⩾1600M	⩽1.8	⩾45dB@2600MHz;⩾45dB@7400MHz	10.8*7*1.7

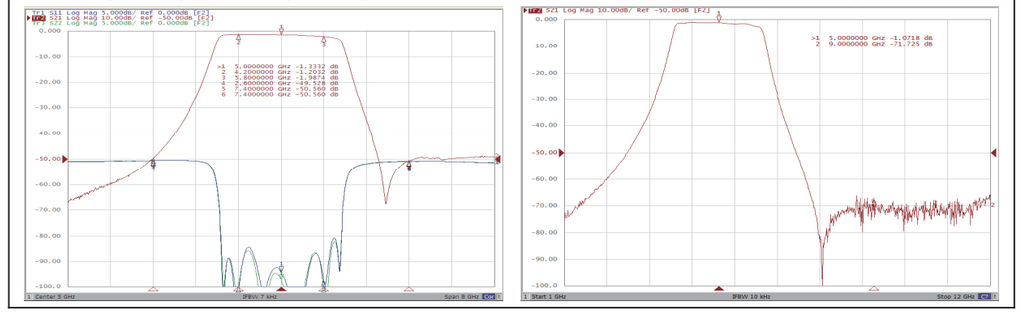

BPLT5000-1800-7 Specifications

FO(MHz)	IL(F0)	BW(-1dB)	VSWR	Stopband	Dimension (mm)
5000	⩽1.5	⩾1800M	⩽1.8	⩾40dB@3000MHz;⩾40dB@6800MHz	10.8*7*1.7

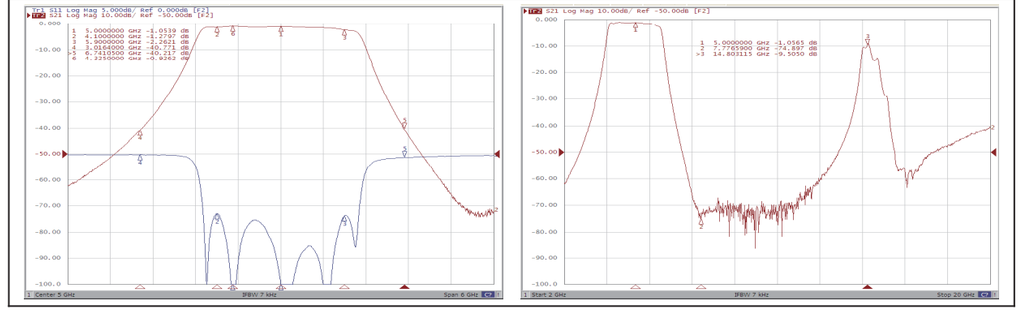

LTB5000-2000-P6D1 Specifications

FO(MHz)	IL(F0)	BW (-1dB)	VSWR	Stopband	Dimension (mm)	Structure
5000	⩽1.7	⩾2000M	⩽2	⩾30dB@3000M &8000M	6.5*4.2*1.5	D1

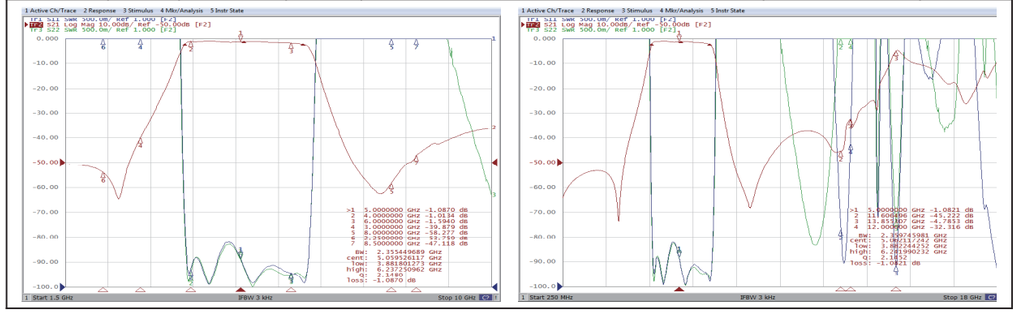

LTB5020-480-P6D1 Specifications

FO(MHz)	IL(F0)	BW (-1dB)	VSWR	Stopband	Dimension (mm)	Structure
5020	⩽3.5	⩾480M	⩽2	⩾20dB@4500M; ⩾30dB@5600M	6.5*4.2*1.5	D1

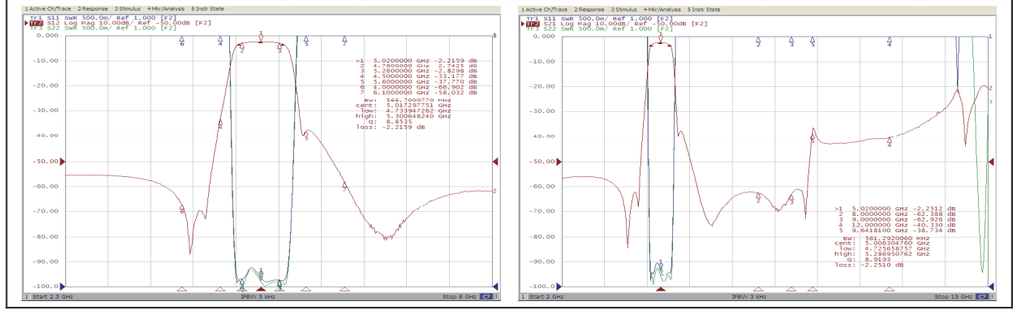

LTB5060-80-P6D1 Specifications

FO(MHz)	IL(F0)	BW(-1dB)	VSWR	Stopband	Dimension (mm)	Structure
5060	⩽3.5	⩾80M	⩽2	⩾40dB@4600M	6.5*4.2*1.5	D1

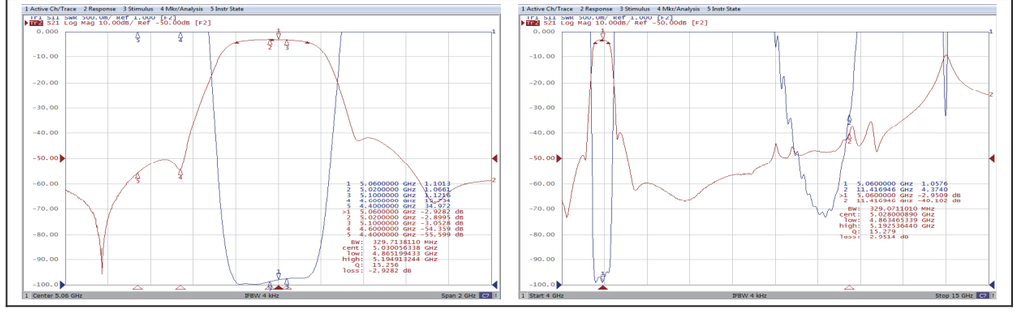

LTB5250-500-6D1 Specifications

FO(MHz)	IL(F0)	BW (-1dB)	VSWR	Stopband	Dimension (mm)	Structure
5250	⩽3.0	⩾500M	⩽2	⩾40dB@4350M; ⩾40dB@6150M	6.5*4.2*1.5	D1

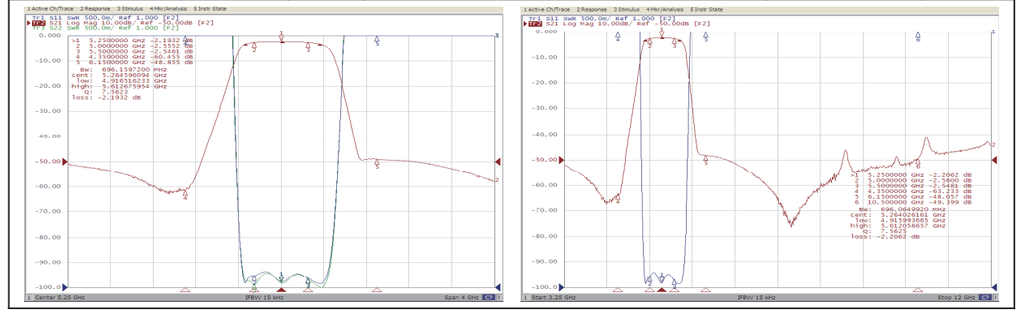

BPLT5250-1560-8 Specifications

FO(MHz)	IL(F0)	BW(-1dB)	VSWR	Stopband	Dimension (mm)
5250	⩽1.8	⩾1560M	⩽1.8	⩾25dB@4000MHz; ⩾25dB@6500MHz	10.8*7*1.7

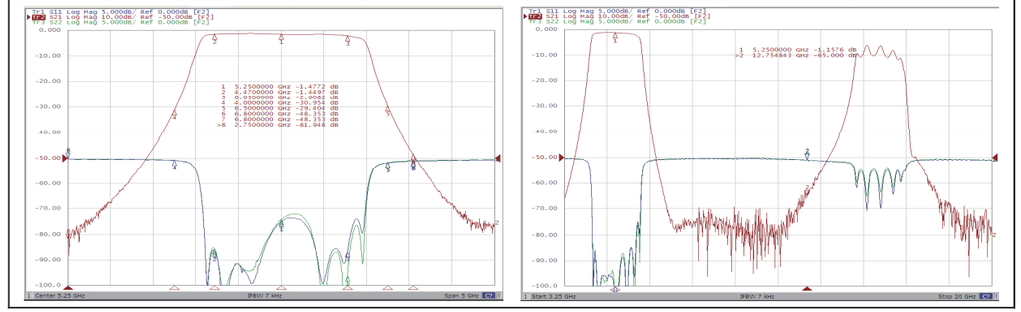

BPLT5300-1100-6 Specifications

FO(MHz)	IL(F0)	BW(-1dB)	VSWR	Stopband	Dimension (mm)
5300	⩽1.8	⩾1100M	⩽1.8	⩾40dB@4000MHz; ⩾40dB@6550MHz	10.8*7*1.7

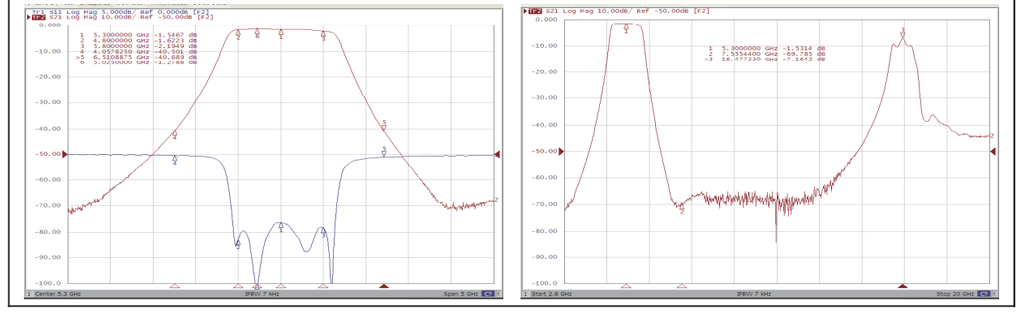

LTB5500-1000-P6D1 Specifications

FO(MHz)	IL(F0)	BW (-1dB)	VSWR	Stopband	Dimension (mm)	Structure
5500	⩽2.2	⩾1000M	⩽2	⩾35dB@4350M;⩾35dB@6850M	6.5*4.2*1.5	D1

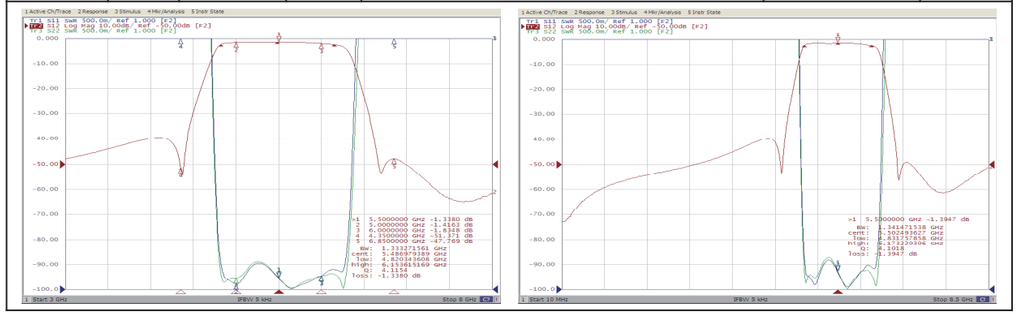

BPLT5600-900-6 Specifications

FO(MHz)	IL(F0)	BW (-1dB)	VSWR	Stopband	Dimension (mm)
5600	⩽1.5	⩾900M	⩽1.8	⩾40dB@4300MHz ; ⩾40dB@6800MHz	10.8*7*1.7

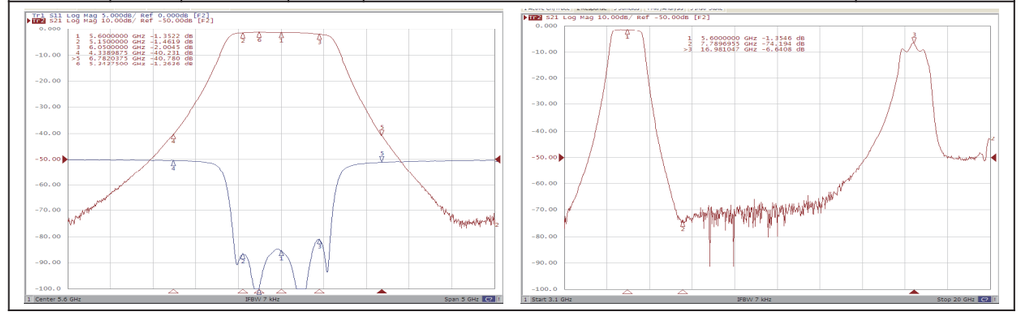

LTB5600-800-P6KD1 Specifications

FO(MHz)	IL(F0)	BW (-1dB)	VSWR	Stopband	Dimension (mm)	Structure
5600	⩽2.0	⩾800M	⩽2	⩾35dB@4400M;⩾35dB@6800M	6.5*4.2*1.5	D1

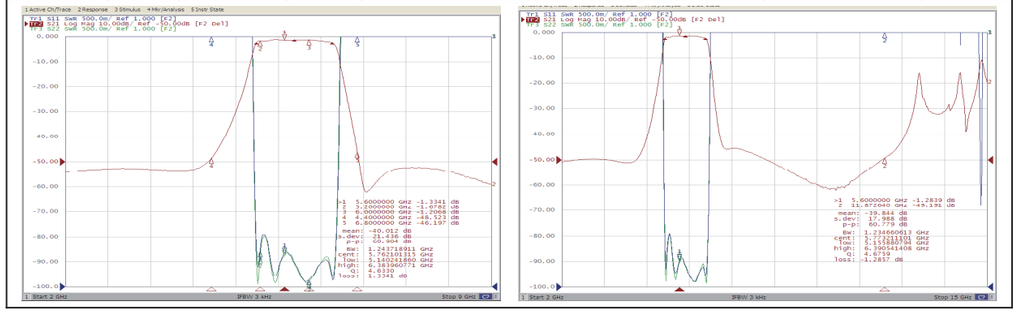

LTB5750-500-6D1 Specifications

FO(MHz)	IL(F0)	BW (-1dB)	VSWR	Stopband	Dimension (mm)	Structure
5750	⩽3.0	⩾500M	⩽2	⩾40dB@4850M;⩾40dB@6650M	6.5*4.2*1.5	D1

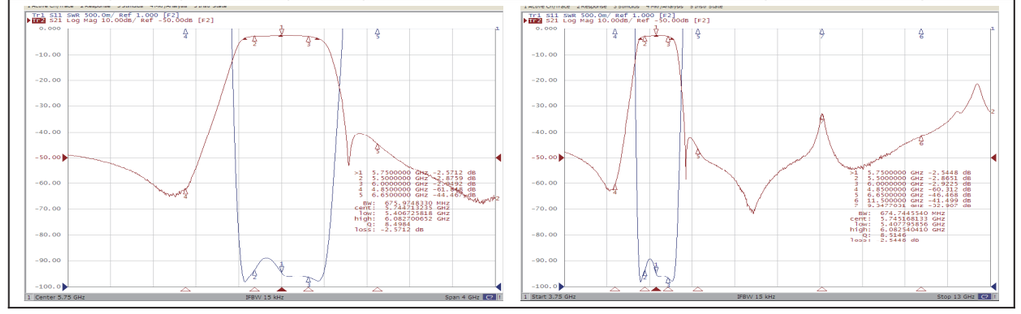

BPLT5600-800-6 Specifications

FO(MHz)	IL(F0)	BW(-1dB)	VSWR	Stopband	Dimension (mm)
5600	⩽2.5	800M	⩽1.8	⩾53dB@4400MHz;⩾50dB@6800MHz	10.8*7*1.7

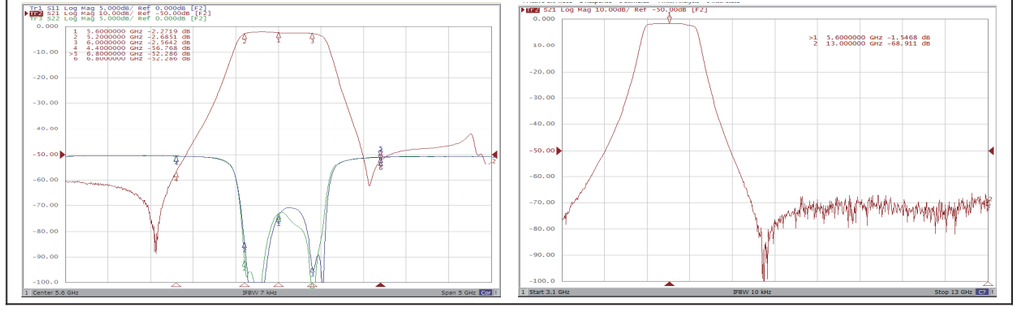

LTB6220-1560-P6KD1 Specifications

FO(MHz)	IL(F0)	BW (-1.2dB)	VSWR	Stopband	Dimension (mm)	Structure
6220	⩽1.5	⩾1560M	⩽2	⩾40dB@3500M;⩾30dB@7890M	6.5*4.2*1.5	D1

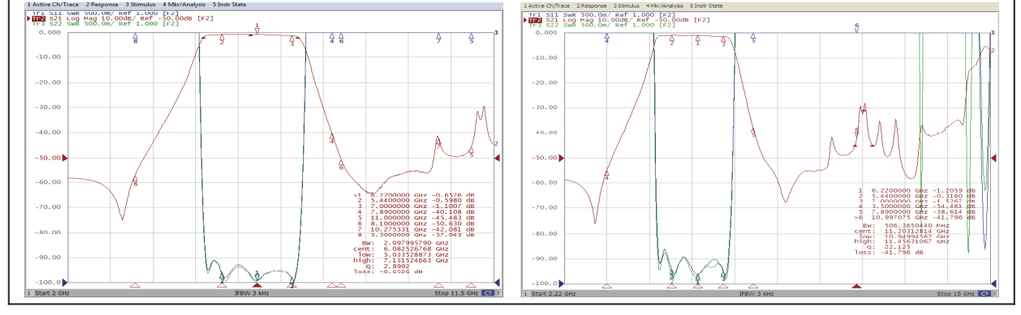

BPLT6600-2400-8SA Specifications

FO(MHz)	IL(F0)	BW(-1dB)	VSWR	Stopband	Dimension (mm)
6600	⩽2.0	⩾2400M	⩽1.8	⩾40dBc@9200MHz~13000 MHz;⩾40dBc@500MHz~3820MHz	8.5*4.5*1.1

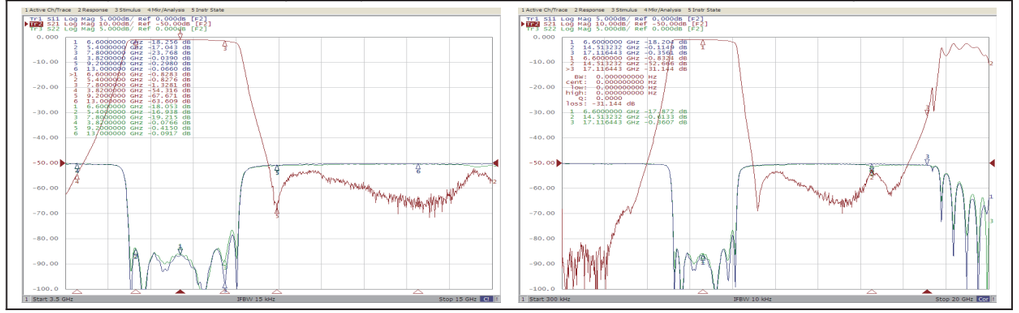

BPLT6700-1600-8 Specifications

FO(MHz)	IL(F0)	BW(-1dB)	VSWR	Stopband	Dimension (mm)
6700	⩽1.8	⩾1600M	⩽1.8	⩾40dB@5100MHz;⩾40dB@8300MHz	10*4.8*1.1

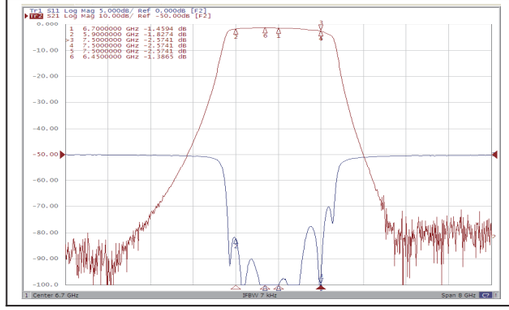

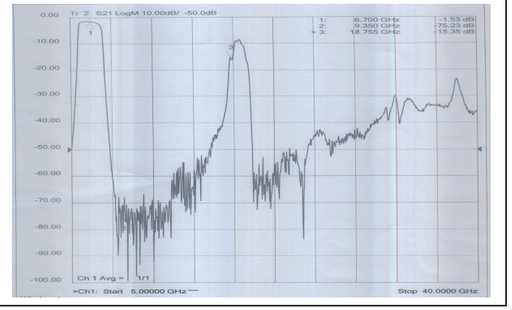

LTB7000-2000-P6D1 Specifications

FO(MHz)	IL(F0)	BW (-1dB)	VSWR	Stopband	Dimension (mm)	Structure
7000	⩽1.5	⩾2000M	⩽2	⩾25dB@5000M;⩾25dB@9000M	6.5*4.2*1.5	D1

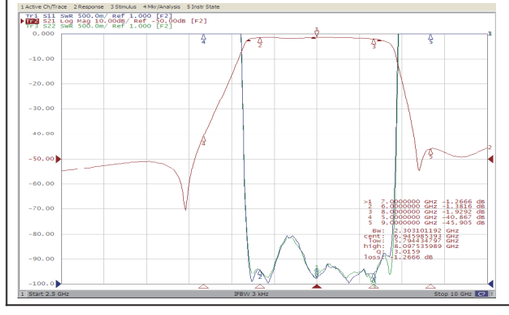

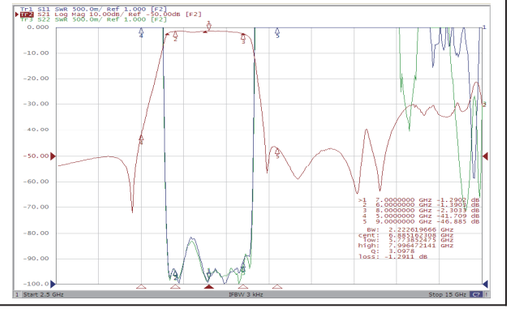

BPLT7550-1800-6 Specifications

FO(MHz)	IL(F0)	BW(-1dB)	VSWR	Stopband	Dimension (mm)
7550	⩽1.8	⩾1800M	⩽2.0	⩾55dB@4300MHz;⩾70dB@10300MHz	14*4.8*1.1

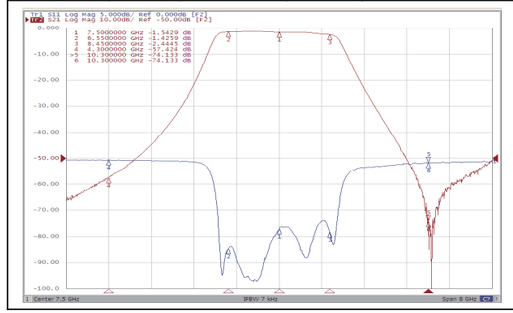

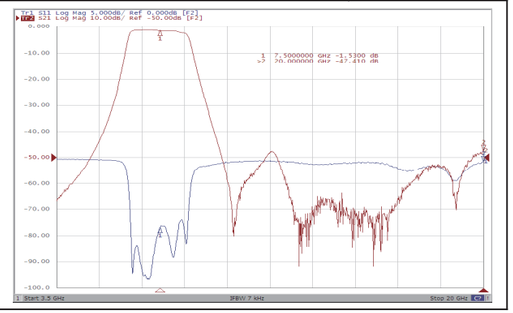

BPLT7600-1600-8 Specifications

FO(MHz)	IL(F0)	BW(-1dB)	VSWR	Stopband	Dimension (mm)
7600	⩽1.8	⩾1600M	⩽1.8	⩾40dB@6000MHz;⩾40dB@9200MHz	10*4.8*1.1

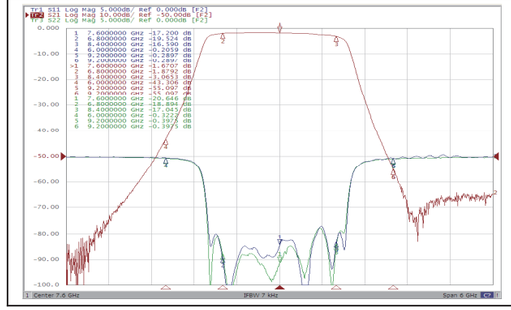

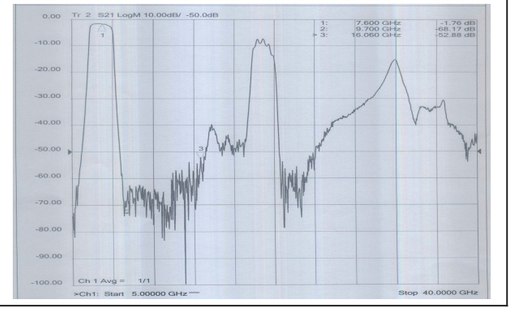

LTB7670-1460-P6KD1 Specifications

FO(MHz)	IL(F0)	BW (-1.5dB)	VSWR	Stopband	Dimension (mm)	Structure
7670	⩽2.0	⩾1460M	⩽2	⩾40dB@4200M;⩾30dB@9340M	6.5*4.2*1.5	D1

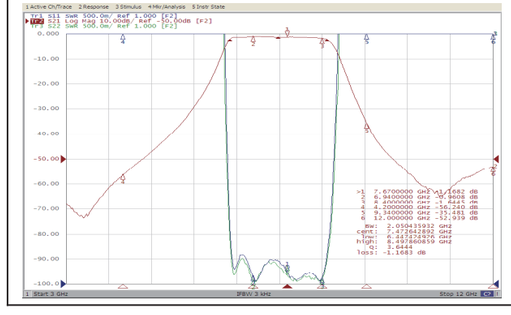

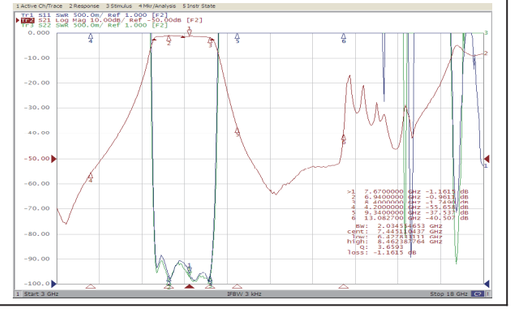

LTB8000-4000-P6D1 Specifications

FO(MHz)	IL(F0)	BW (-3dB)	VSWR	Stopband	Dimension (mm)	Structure
8000	⩽2.0	⩾4000M	⩽2	⩾20dB@4700M; ⩾20dB@11400M	6.5*4.2*1.5	D1

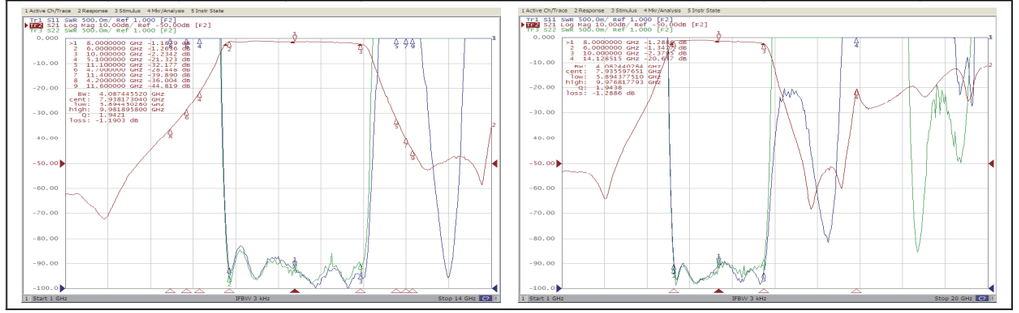

BPLT8000-800-6 Specifications

FO(MHz)	IL(F0)	BW(-1dB)	VSWR	Stopband	Dimension (mm)
8000	⩽2.2	⩾800M	⩽1.8	⩾70dB@5000MHz; ⩾80dB@11000MHz	7.6*4.8*1.1

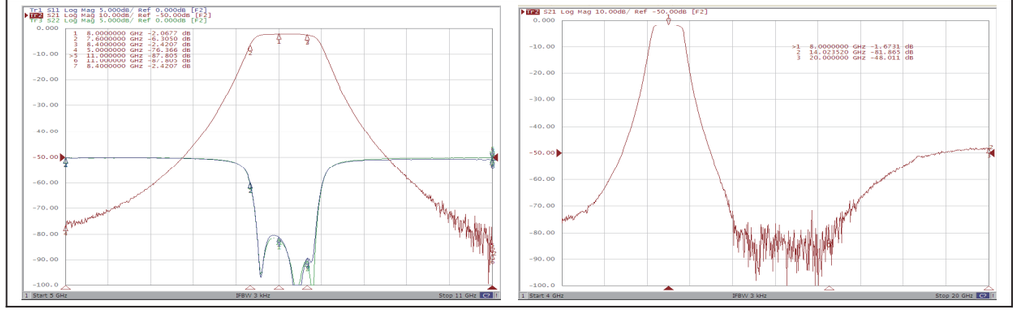

BPLT8070-700-5 Specifications

FO(MHz)	IL(F0)	BW (-1dB)	VSWR	Stopband	Dimension (mm)
8070	⩽2.5	⩾700M	⩽1.8	⩾40dB@6800MHz; ⩾40dB@9280MHz	7.6*4.8*1.1

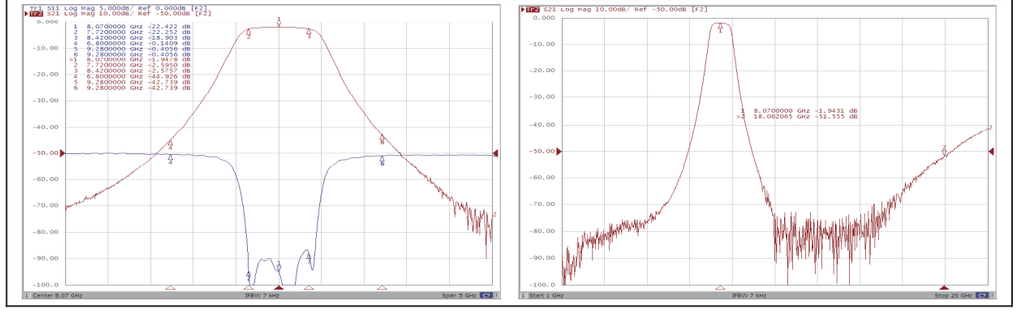

BPLT8500-1600-8 Specifications

FO(MHz)	IL(F0)	BW(-1dB)	VSWR	Stopband	Dimension (mm)
8500	⩽2.5	⩾1600M	⩽1.8	⩾40dB@6900MHz; ⩾40dB@9900MHz	7.6*4.8*1.1

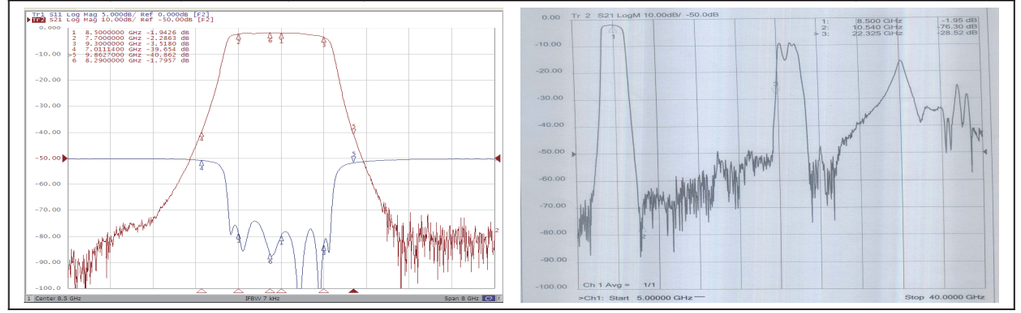

BPLT9000-800-6 Specifications

FO(MHz)	IL(F0)	BW(-1dB)	VSWR	Stopband	Dimension (mm)
9000	⩽2.0	⩾800M	⩽1.8	⩾65dB@6000MHz; ⩾80dB@12000MHz	7.6*4.8*1.1

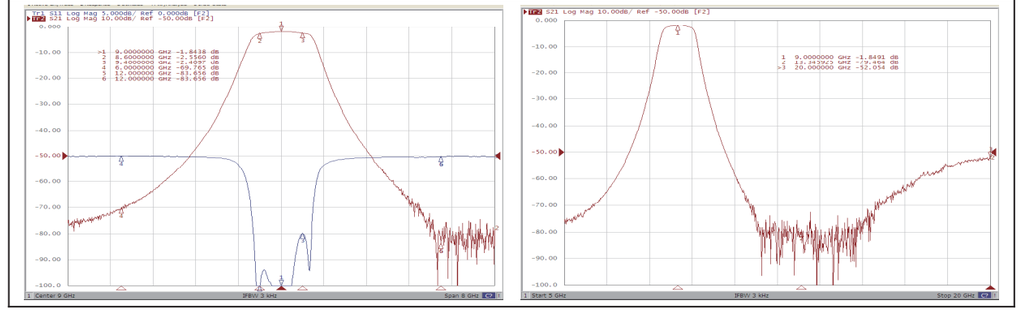

BPLT9130-730-5 Specifications

FO(MHz)	IL(F0)	BW(-1dB)	VSWR	Stopband	Dimension (mm)
9130	⩽2.5	⩾730M	⩽1.8	⩾40dB@7850MHz; ⩾40dB@10370MHz	7.6*4.8*1.1

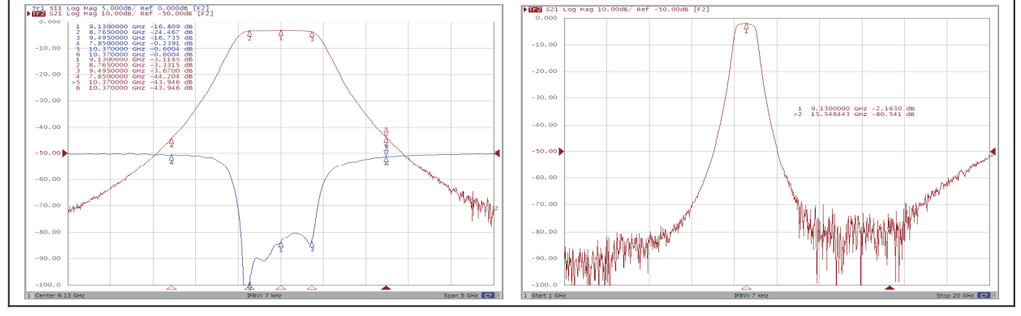

BPLT9150-1900-5 Specifications

FO(MHz)	IL(F0)	BW(-1dB)	VSWR	Stopband	Dimension (mm)
9150	⩽1.0	⩾1900M	⩽1.8	⩾40dB@6400MHz;⩾40dB@12200MHz	8*4.8*1.1

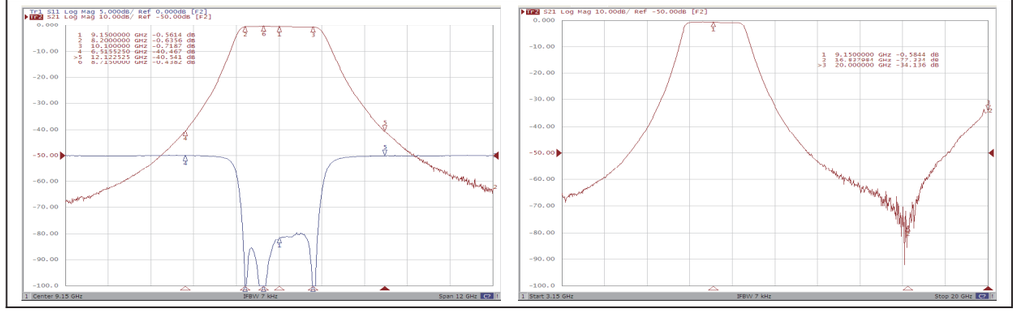

BPLT9500-1000-7SA Specifications

FO(MHz)	IL(F0)	BW(-1dB)	VSWR	Stopband	Dimension (mm)
9500	⩽2.0	⩾1000M	⩽1.8	⩾35dBc@8000MHz;⩾35dBc@11300MHz	6.8*3.6*1

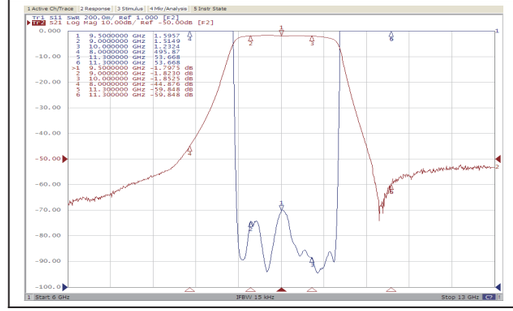

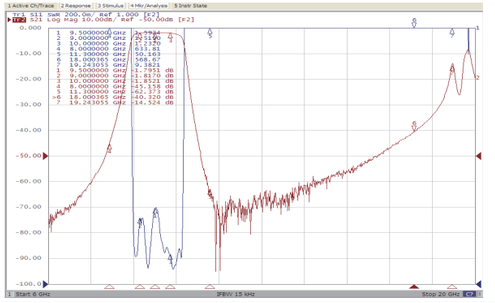

BPLT9200-1600-8 Specifications

FO(MHz)	IL(F0)	BW(-1dB)	VSWR	Stopband	Dimension (mm)
9200	⩽2.8	⩾1600M	⩽1.8	⩾40dB@7600MHz;⩾40dB@10800MHz	10.8*4*1.1

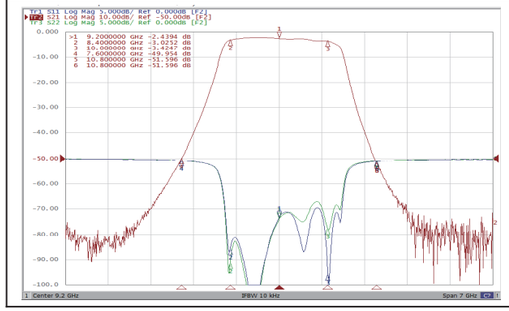

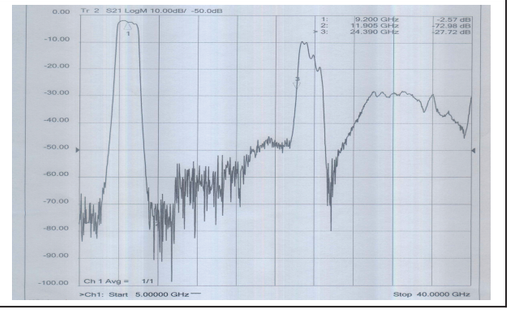

BPLT9900-300-4 Specifications

FO(MHz)	IL(F0)	BW(-1dB)	VSWR	Stopband	Dimension (mm)
9900	⩽3.0	⩾300M	⩽1.8	⩾40dB@8800MHz;⩾40dB@10900MHz	8.4*4*1.1

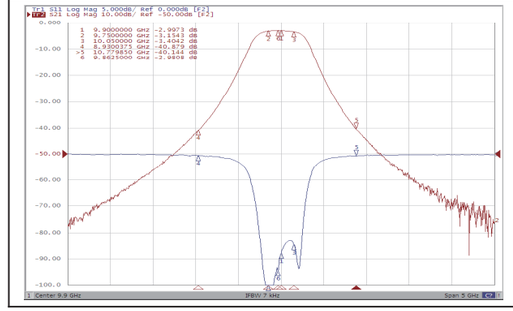

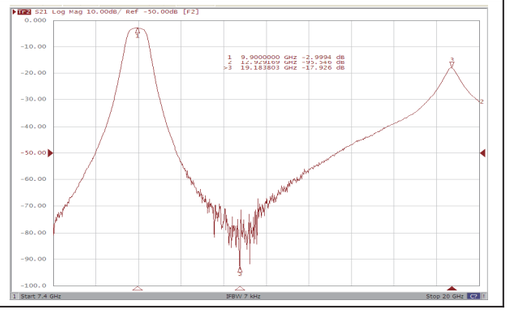

BPLT9400-200-8SA Specifications

FO(MHz)	IL(F0)	BW(-1dB)	VSWR	Stopband	Dimension (mm)
9400	⩽5.0	⩾200M	⩽1.8	⩾80dB@9400±1100MHz	8.2*4.2*1

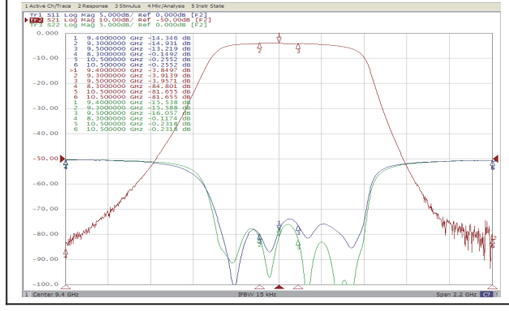

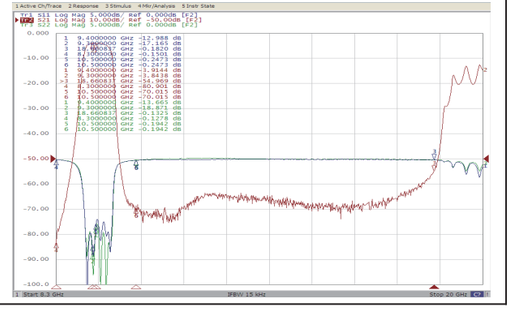

BPLT10000-400-5 Specifications

FO(MHz)	IL(F0)	BW(-1dB)	VSWR	Stopband	Dimension (mm)
10000	⩽3.5	⩾400M	⩽1.8	⩾40dB@9000MHz;⩾40dB@10900MHz	9.2*4*1.1

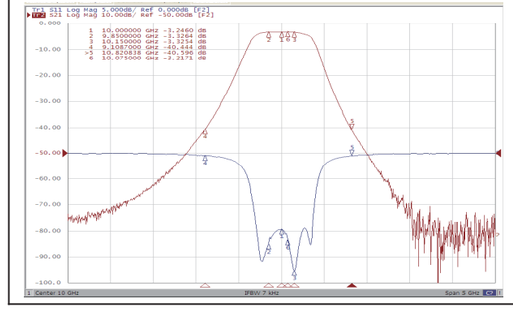

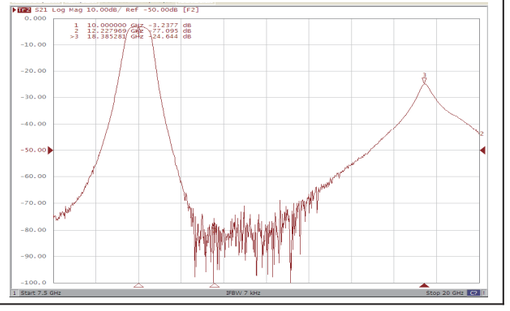

BPLT10000-800-6 Specifications

FO(MHz)	IL(F0)	BW(-1dB)	VSWR	Stopband	Dimension (mm)
10000	⩽2.1	⩾800M	⩽1.8	⩾65dB@7000MHz;⩾70dB@13000MHz	7.6*4.2*1.1

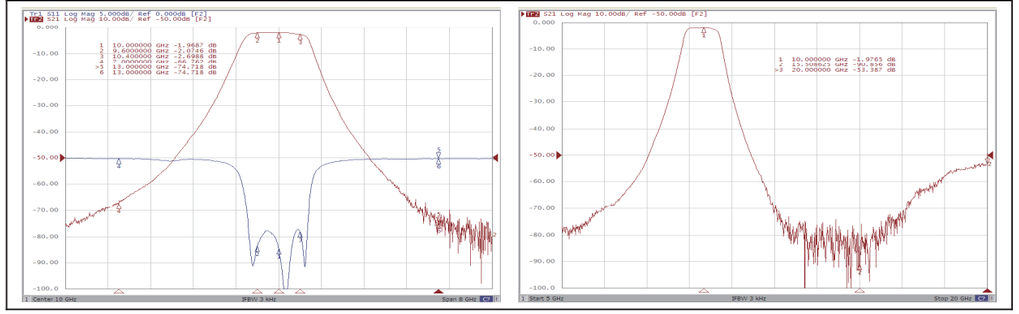

BPLT10840-990-5 Specifications

FO(MHz)	IL(F0)	BW(-1dB)	VSWR	Stopband	Dimension (mm)
10840	⩽2.5	⩾1000M	⩽1.8	⩾40dB@9200MHz;⩾30dB@12200MHz	10*5*1.1

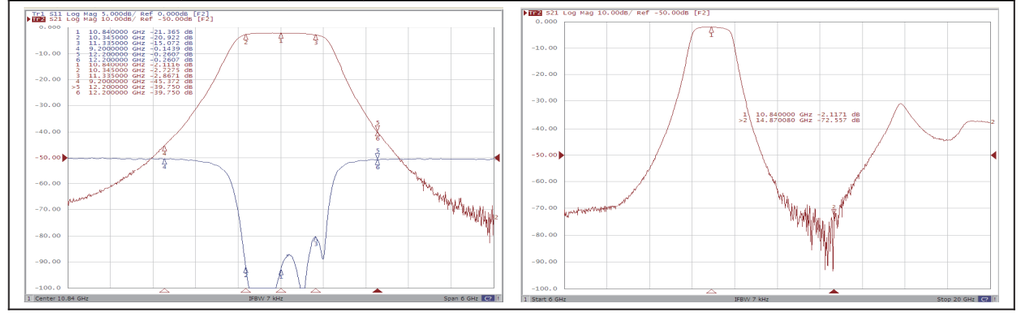

BPLT10045-720-5 Specifications

FO(MHz)	IL(F0)	BW(-1dB)	VSWR	Stopband	Dimension (mm)
10045	⩽2.8	⩾720M	⩽1.8	⩾40dB@8700MHz;⩾40dB@11350MHz	7.6*4.2*1.1

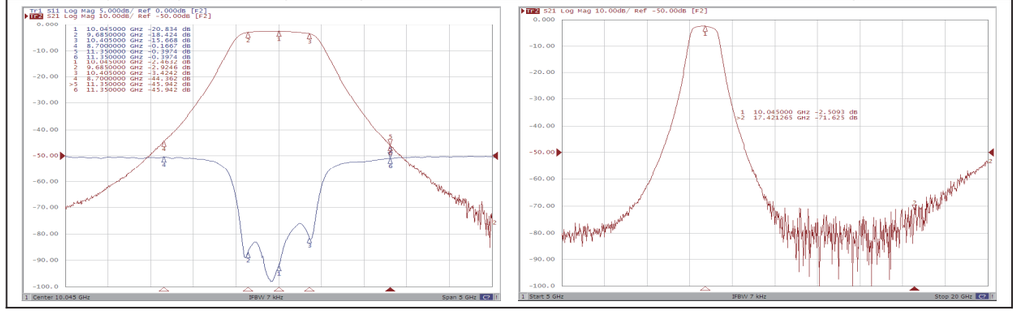

BPLT10900-1600-8 Specifications

FO(MHz)	IL(F0)	BW(-1dB)	VSWR	Stopband	Dimension (mm)
10900	⩽2.8	⩾1600M	⩽1.8	⩾40dB@9300MHz;⩾30dB@12500MHz	10.8*4*1.1

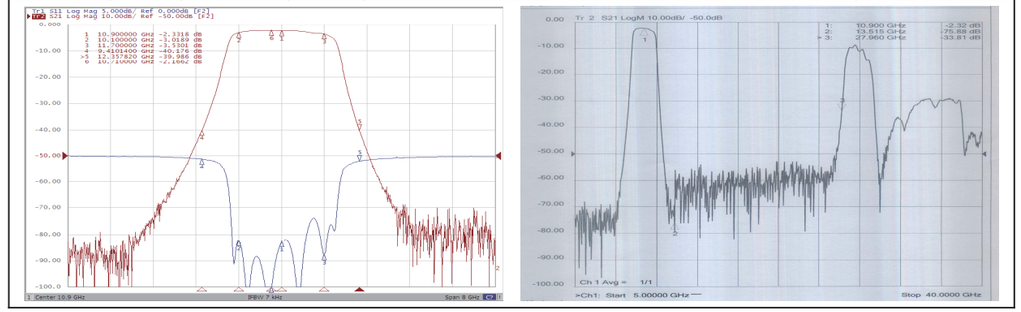

BPLT10100-1600-8 Specifications

FO(MHz)	IL(F0)	BW (-1dB)	VSWR	Stopband	Dimension (mm)
10100	⩽3.0	⩾1600M	⩽1.8	⩾40dB@8400MHz;⩾40dB@11700MHz	10.8*4*1.1

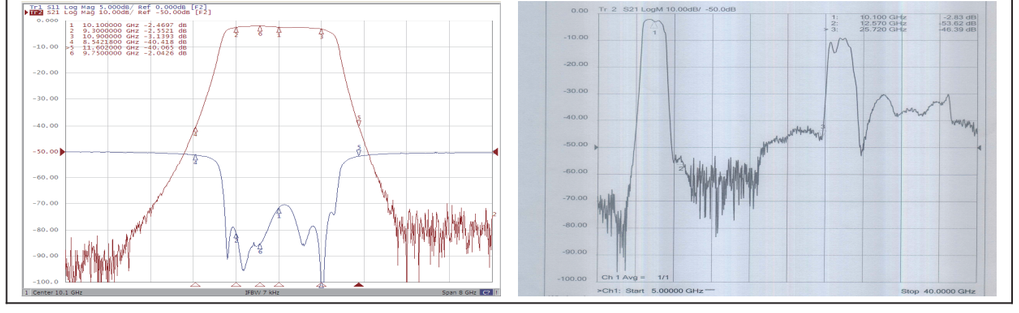

BPLT11000-300-4 Specifications

FO(MHz)	IL(F0)	BW(-1dB)	VSWR	Stopband	Dimension (mm)
11000	⩽4.0	⩾300M	⩽1.8	⩾40dB@10000MHz;⩾30dB@11900MHz	8.4*4*1.1

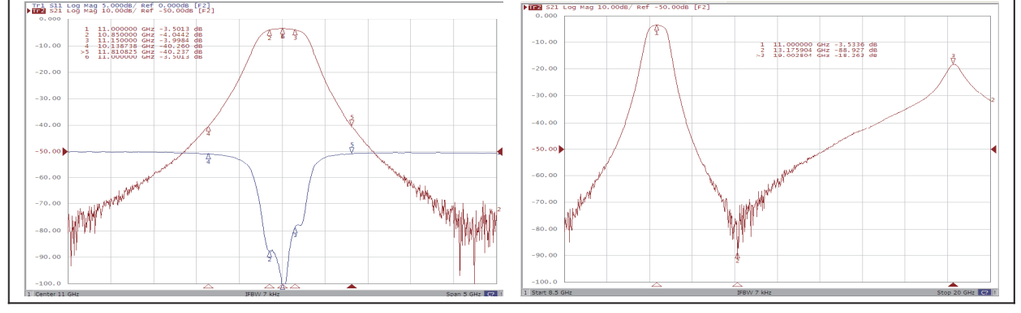

BPLT11000-700-6 Specifications

FO(MHz)	IL(F0)	BW(-1dB)	VSWR	Stopband	Dimension (mm)
11000	⩽3.0	⩾700M	⩽1.8	⩾40dB@9700MHz;⩾40dB@12200MHz	7.6*4.2*1.1

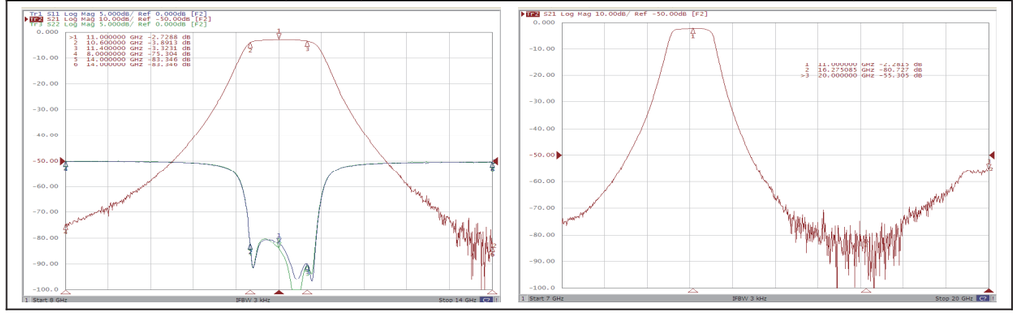

BPLT11000-800-6 Specifications

FO(MHz)	IL(F0)	BW(-1dB)	VSWR	Stopband	Dimension (mm)
11000	⩽2.3	⩾800M	⩽1.8	⩾65dB@8000MHz;⩾70dB@14000MHz	7.6*4.2*1.1

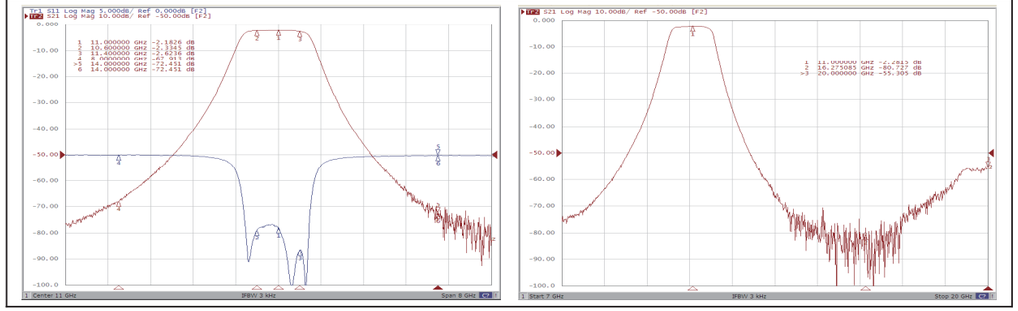

BPLT11010-990-5 Specifications

FO(MHz)	IL(F0)	BW (-1dB)	VSWR	Stopband	Dimension (mm)
11010	⩽2.8	⩾990M	⩽1.8	⩾40dB@9400MHz;⩾30dB@12400MHz	10*5*1.1

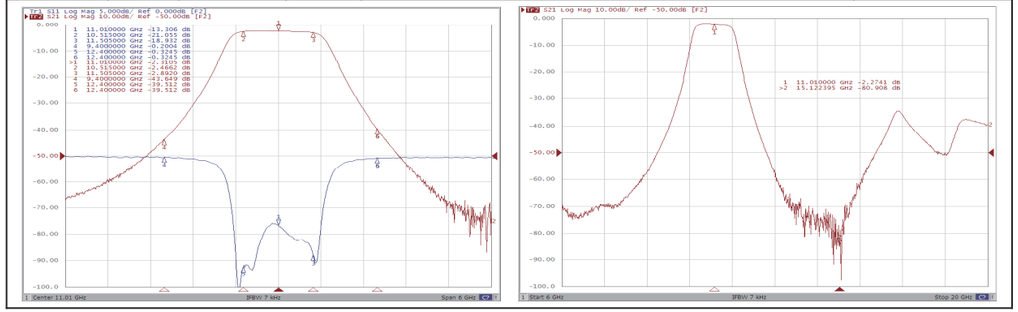

BPLT11030-690-5 Specifications

FO(MHz)	IL(F0)	BW(-1dB)	VSWR	Stopband	Dimension (mm)
11030	⩽3.0	⩾690M	⩽1.8	⩾40dB@9700MHz;⩾30dB@12360MHz	7.6*4.2*1.1

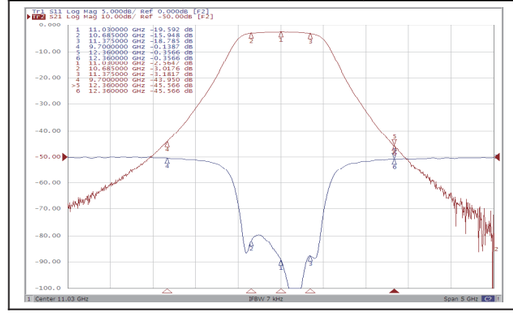

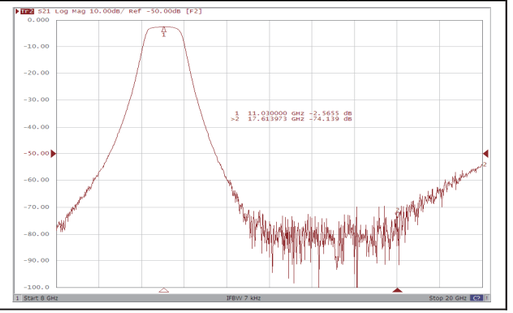

BPLT11050-400-5 Specifications

FO(MHz)	IL(F0)	BW(-1dB)	VSWR	Stopband	Dimension (mm)
11050	⩽4.0	⩾400M	⩽1.8	⩾40dB@10100MHz;⩾40dB@12000MHz	9.2*4*1.1

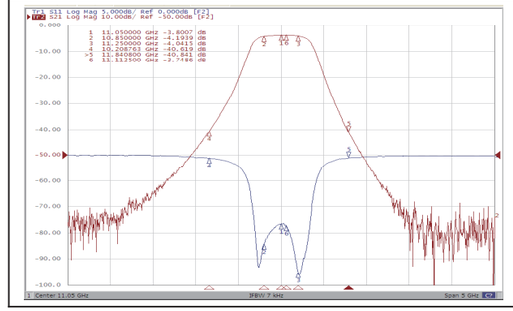

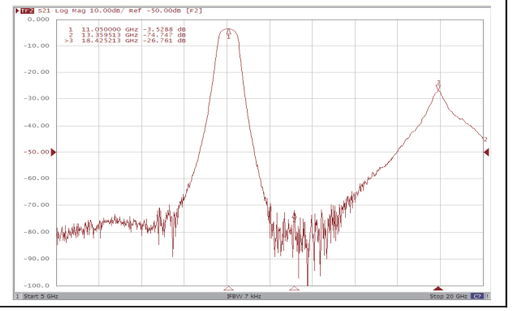

BPLT11400-1600-8 Specifications

FO(MHz)	IL(F0)	BW(-1dB)	VSWR	Stopband	Dimension (mm)
11400	⩽3.0	⩾1600M	⩽1.8	⩾40dB@9800MHz;⩾40dB@13000MHz	11.2*3.6*1.1

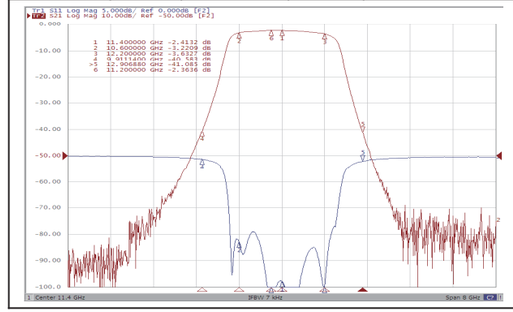

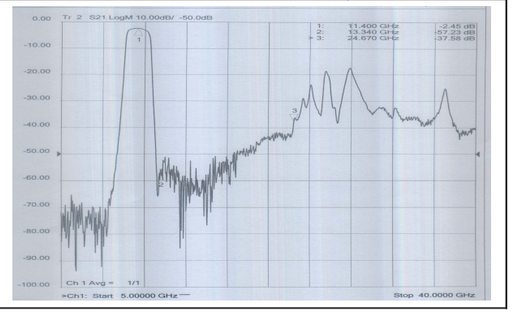

BPLT11850-400-4 Specifications

FO(MHz)	IL(F0)	BW (-1dB)	VSWR	Stopband	Dimension (mm)
11850	⩽4.0	⩾400M	⩽1.8	⩾40dB@10700MHz; ⩾40dB@12900MHz	8.8*3.6*1.1

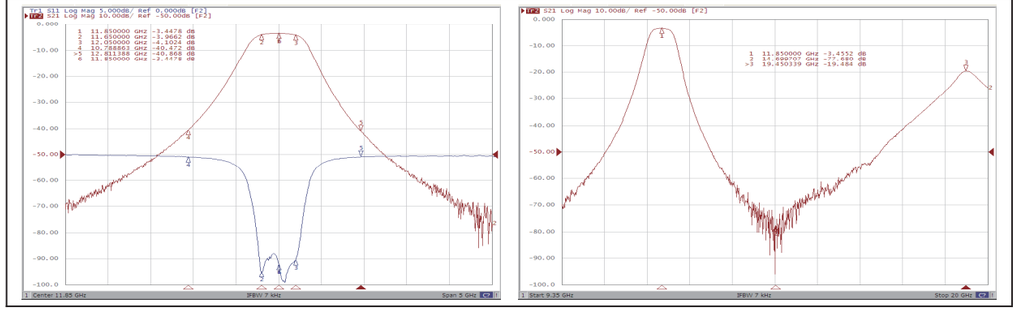

BPLT11900-900-4 Specifications

FO(MHz)	IL(F0)	BW (-1dB)	VSWR	Stopband	Dimension (mm)
11900	⩽2.5	⩾900M	⩽1.8	⩾40dB@10100MHz; ⩾40dB@13820MHz	7.6*3.8*1.1

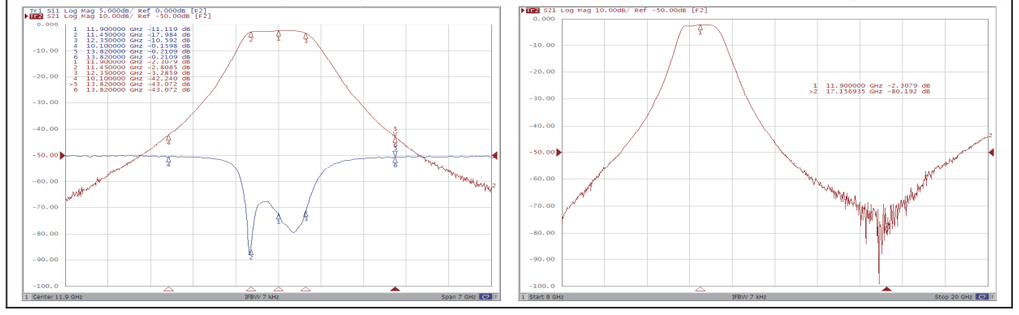

BPLT12000-500-5 Specifications

FO(MHz)	IL(F0)	BW(-1dB)	VSWR	Stopband	Dimension (mm)
12000	⩽4.0	⩾500M	⩽1.8	⩾40dB@10900MHz; ⩾40dB@13000MHz	9.2*3.6*1.1

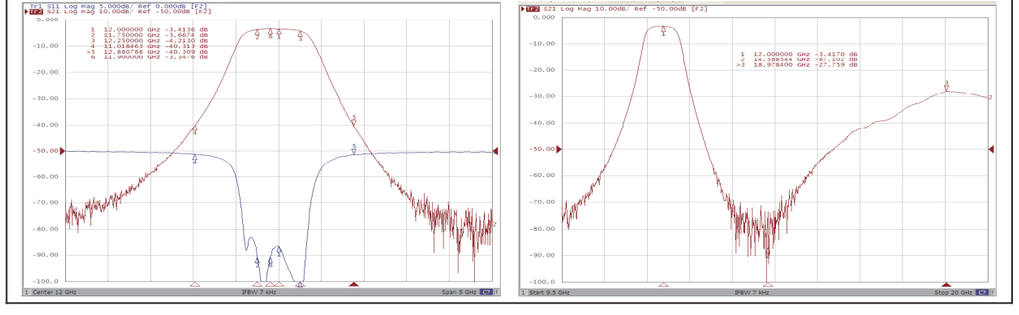

BPLT12000-800-6 Specifications

FO(MHz)	IL(F0)	BW (-1dB)	VSWR	Stopband	Dimension (mm)
12000	⩽2.8	⩾800M	⩽1.8	⩾65dB@9000MHz; ⩾65dB@15000MHz	7.6*4.2*1.1

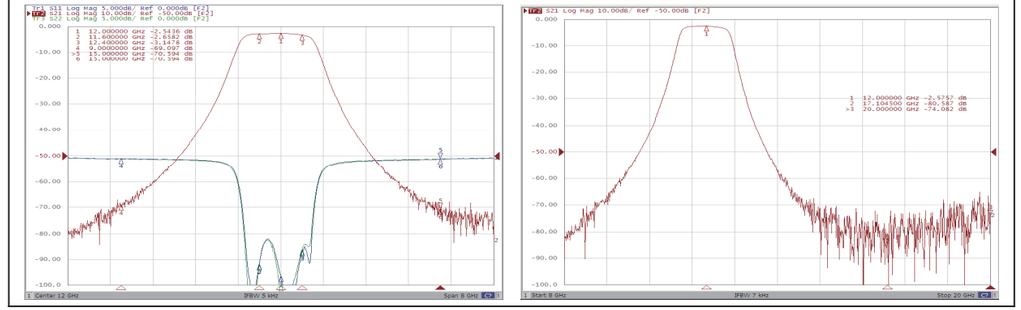

BPLT12020-1010-5 Specifications

FO(MHz)	IL(F0)	BW (-1dB)	VSWR	Stopband	Dimension (mm)
12020	⩽3.0	⩾1000M	⩽1.8	⩾40dB@10400MHz; ⩾30dB@13400MHz	10*5*1.1

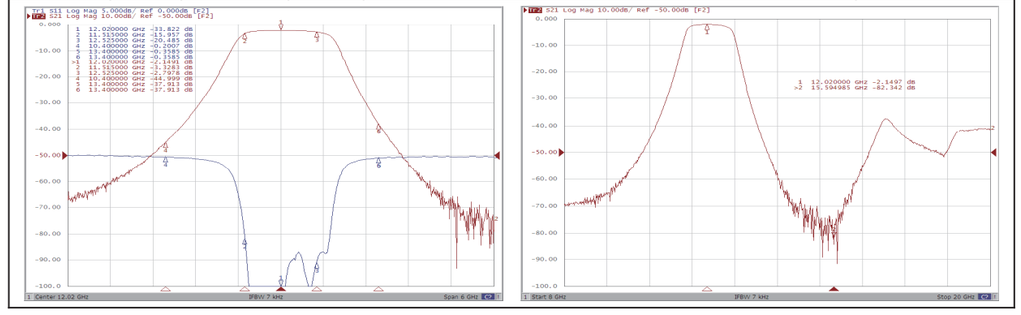

BPLT12090-1000-5 Specifications

FO(MHz)	IL(F0)	BW(-1dB)	VSWR	Stopband	Dimension (mm)
12090	⩽3.0	⩾1000M	⩽1.8	⩾40dB@10400MHz; ⩾30dB@13400MHz	10*5*1.1

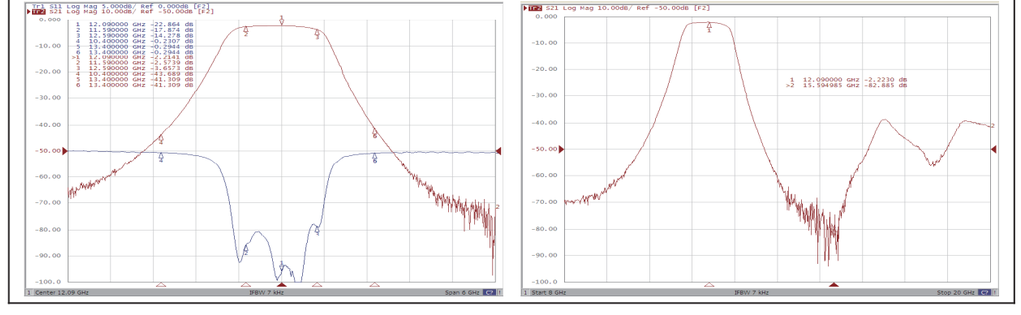

BPLTBPLT12300-1600-8 Specifications

FO(MHz)	IL(F0)	BW(-1dB)	VSWR	Stopband	Dimension (mm)
12300	⩽3.0	⩾1600M	⩽1.8	⩾40dB@10600MHz;⩾40dB@13900MHz	11.2*3.6*1.1

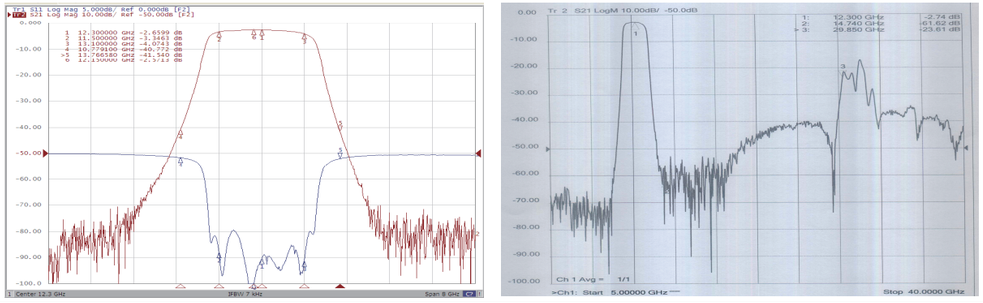

BPLT12790-980-4 Specifications

FO(MHz)	IL(F0)	BW(-1dB)	VSWR	Stopband	Dimension (mm)
12790	⩽2.5	⩾980M	⩽1.8	⩾40dB@10860MHz;⩾40dB@14710MHz	7.6*3.8*1.1

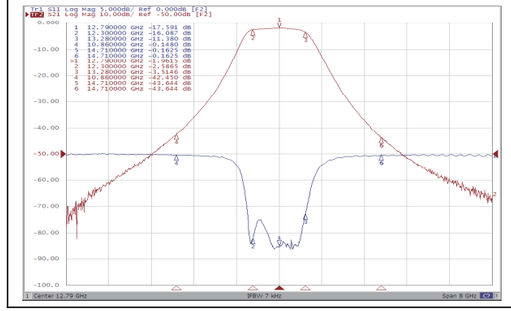

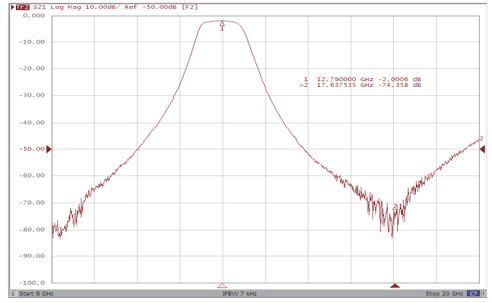

BPLT12350-1000-5 Specifications

FO(MHz)	IL(F0)	BW(-1dB)	VSWR	Stopband	Dimension (mm)
12350	⩽2.8	⩾1000M	⩽1.8	⩾40dB@10700MHz;⩾40dB@13700MHz	10*5*1.1

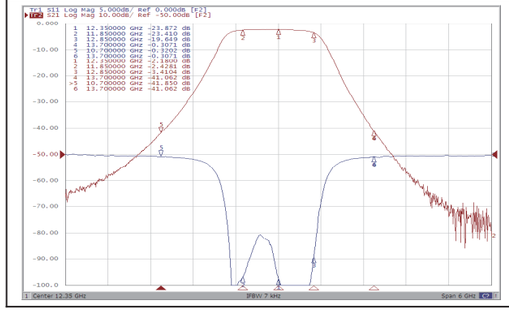

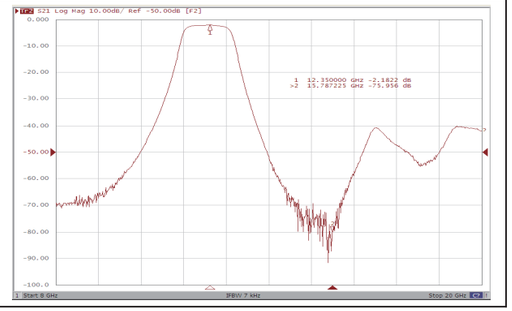

BPLT12850-400-4 Specifications

FO(MHz)	IL(F0)	BW(-1dB)	VSWR	Stopband	Dimension (mm)
12850	⩽4.0	⩾400M	⩽1.8	⩾40dB@11700MHz;⩾40dB@13900MHz	8.8*3.6*1.1

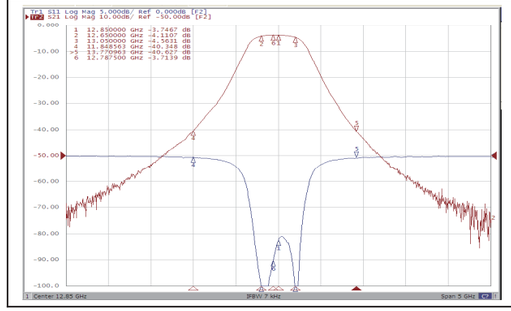

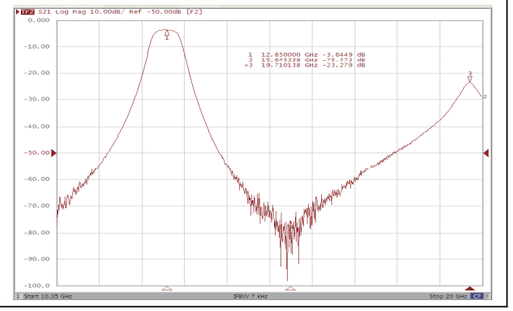

BPLT12500-3000-7SA Specifications

FO(MHz)	IL(F0)	BW (-1dB)	VSWR	Stopband	Dimension (mm)
12500	⩽2.0	⩾3000M	⩽1.8	⩾50dB@7000 MHz;⩾50dB@16500 MHz	6*3.6*1.1

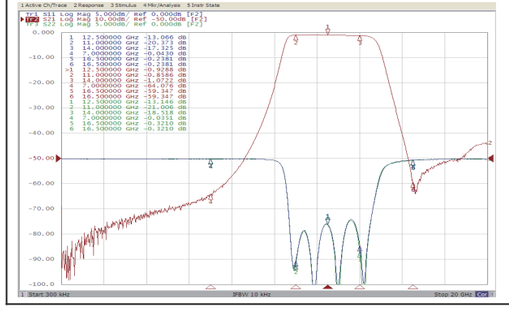

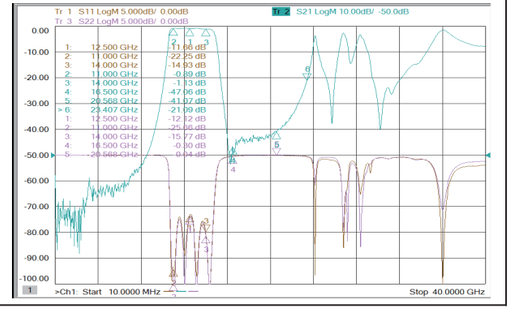

BPLT13000-800-6 Specifications

FO(MHz)	IL(F0)	BW(-1dB)	VSWR	Stopband	Dimension (mm)
13000	⩽3.0	⩾800M	⩽1.8	⩾65dB@10000MHz;⩾65dB@16000MHz	7.6*4.2*1.1

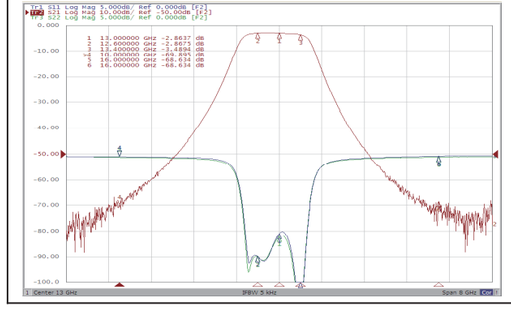

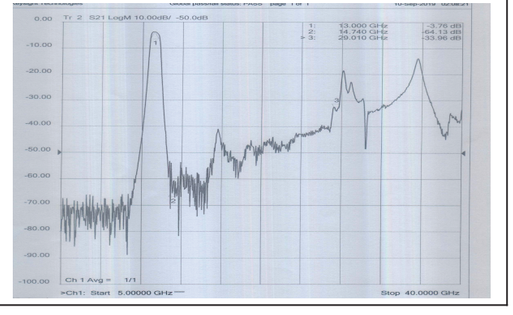

BPLT13050-600-5 Specifications

FO(MHz)	IL(F0)	BW(-1dB)	VSWR	Stopband	Dimension (mm)
13050	⩽4.0	⩾600M	⩽1.8	⩾40dB@11900MHz; ⩾40dB@14100MHz	9.2*3.6*1.1

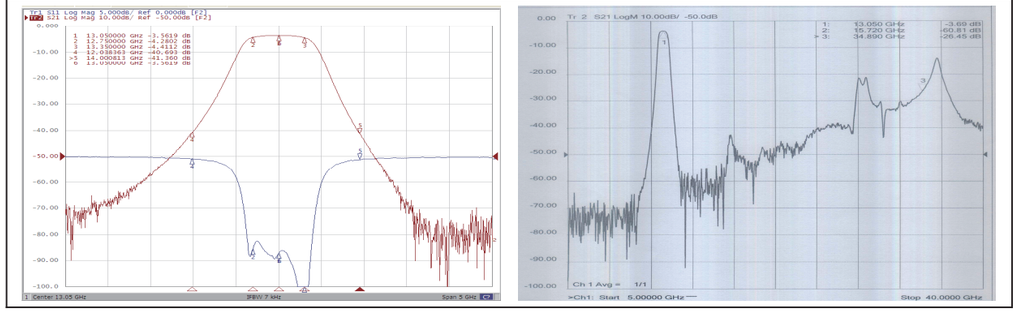

BPLT13880-300-5 Specifications

FO(MHz)	IL(F0)	BW(-1dB)	VSWR	Stopband	Dimension (mm)
13880	⩽5.5	⩾300M	⩽1.8	⩾40dB@13000MHz; ⩾40dB@14600MHz	9.8*3.2*1.1

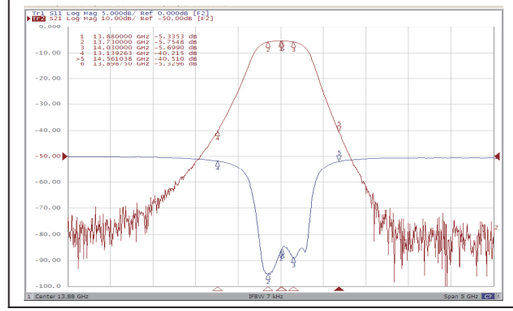

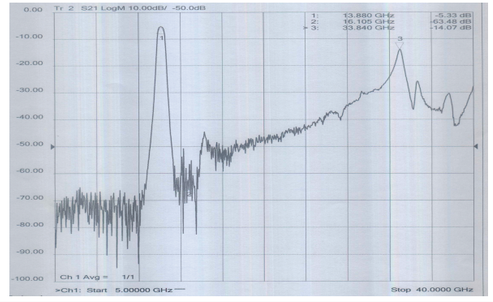

BPLT13100-1600-8 Specifications

FO(MHz)	IL(F0)	BW(-1dB)	VSWR	Stopband	Dimension (mm)
13100	⩽3.5	⩾1600M	⩽1.8	⩾40dB@11400MHz ⩾40dB@14600MHz	11.2*3.6*1.1

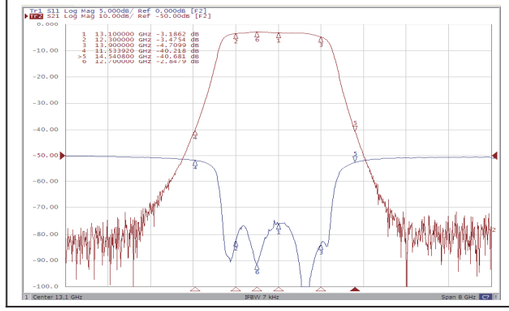

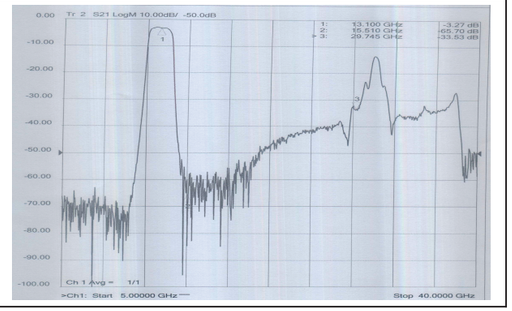

BPLT13970-760-4 Specifications

FO(MHz)	IL(F0)	BW(-1dB)	VSWR	Stopband	Dimension (mm)
13970	⩽3.0	⩾760M	⩽2	⩾40dB@12100MHz; ⩾40dB@15800MHz	7.6*3.8*1.1

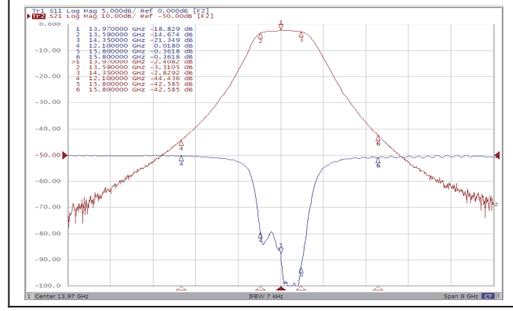

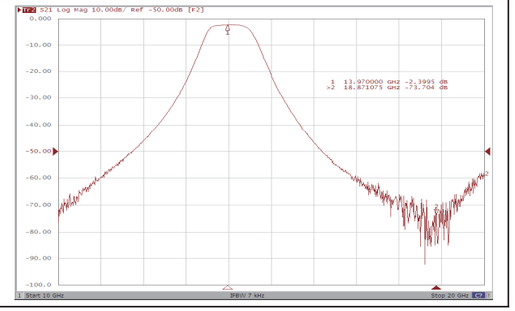

BPLT13390-1260-4 Specifications

FO(MHz)	IL(F0)	BW (-1dB)	VSWR	Stopband	Dimension (mm)
13390	⩽2.0	⩾1260M	⩽2	⩾40dB@10800MHz; ⩾40dB@16000MHz	7.6*3.8*1.1

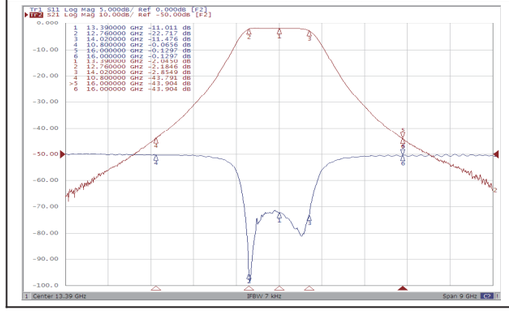

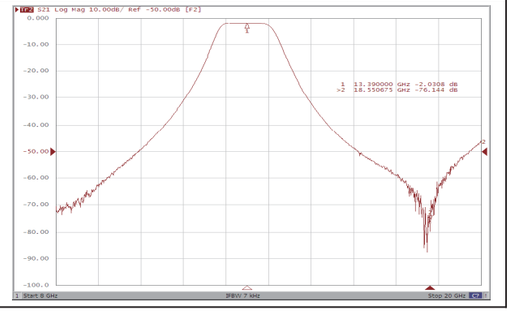

BPLT14000-400-4 Specifications

FO(MHz)	IL(F0)	BW(-1dB)	VSWR	Stopband	Dimension (mm)
14000	⩽4.5	⩾400M	⩽1.8	⩾40dB@12800MHz; ⩾40dB@15000MHz	8.6*3.2*1.1

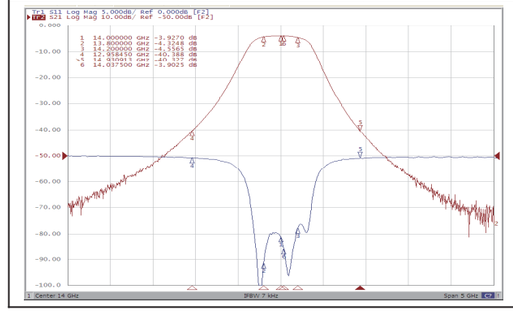

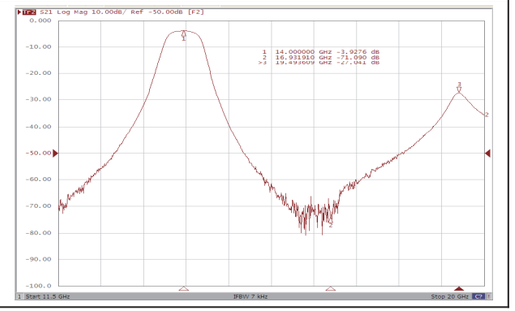

BPLT14000-500-5 Specifications

FO(MHz)	IL(F0)	BW(-1dB)	VSWR	Stopband	Dimension (mm)
14000	⩽4.5	⩾500M	⩽1.8	⩾40dB@12900MHz;⩾40dB@15000MHz	9.2*3.2*1.1

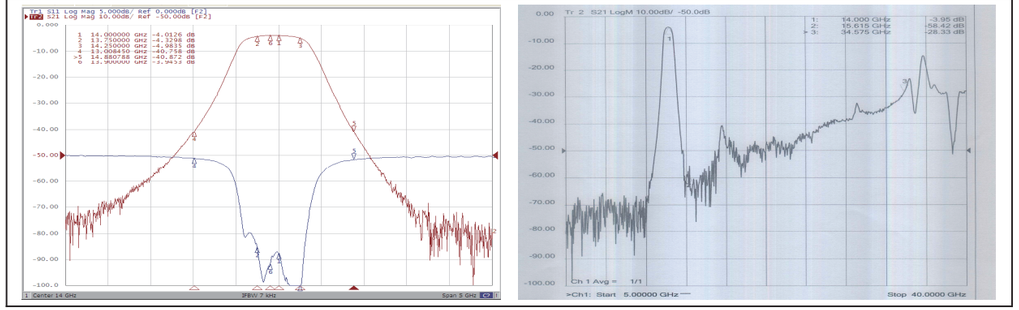

BPLT14100-400-5 Specifications

FO(MHz)	IL(F0)	BW(-1dB)	VSWR	Stopband	Dimension (mm)
14100	⩽4.5	⩾400M	⩽1.8	⩾40dB@13100MHz;⩾40dB@15100MHz	9.8*3.2*1.1

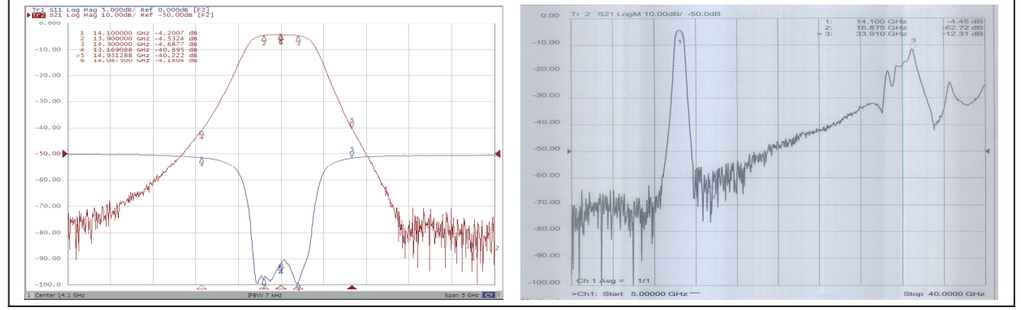

BPLT14000-800-6 Specifications

FO(MHz)	IL(F0)	BW(-1dB)	VSWR	Stopband	Dimension (mm)
14000	⩽3.0	⩾800M	⩽1.8	⩾65dB@11000MHz;⩾65dB@17000MHz	7.6*4.2*1.1

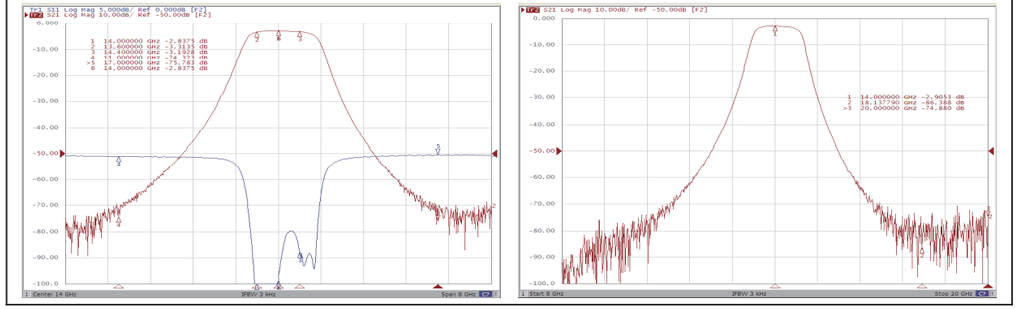

BPLT14700-1600-8 Specifications

FO(MHz)	IL(F0)	BW(-1dB)	VSWR	Stopband	Dimension (mm)
14700	⩽4.5	⩾1600M	⩽1.8	⩾40dB@13100MHz;⩾40dB@15000MHz	11.6*3.2*1.1

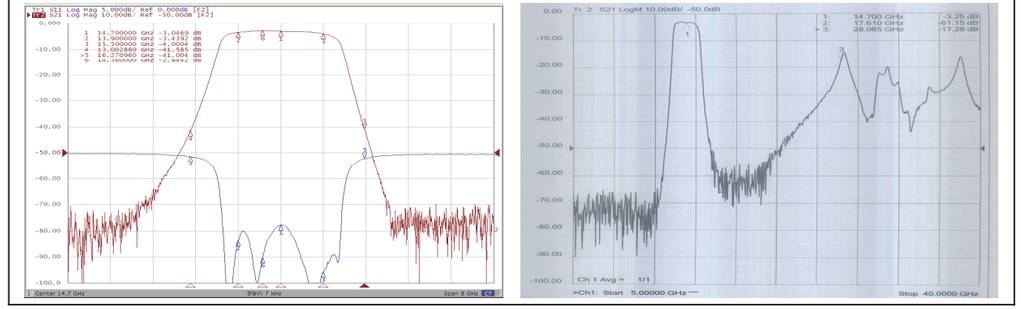

BPLT14000-1600-8 Specifications

FO(MHz)	IL(F0)	BW(-1dB)	VSWR	Stopband	Dimension (mm)
14000	⩽3.5	⩾1600M	⩽1.8	⩾40dB@12400MHz;⩾40dB@15600MHz	11.6*3.2*1.1

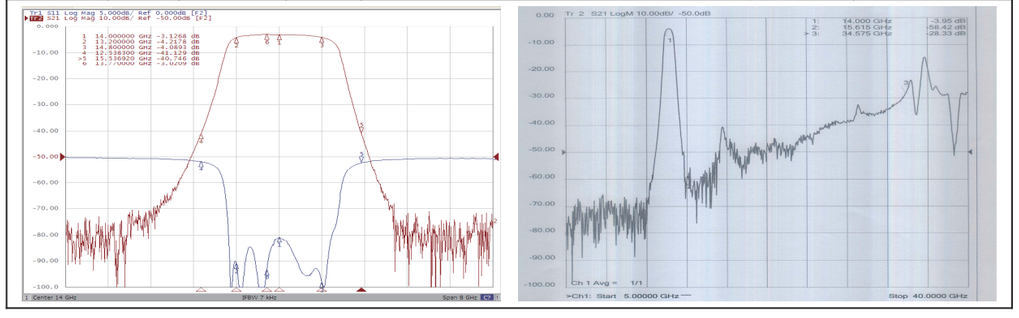

BPLT14900-300-5 Specifications

FO(MHz)	IL(F0)	BW(-1dB)	VSWR	Stopband	Dimension (mm)
14900	⩽6.5	⩾300M	⩽1.8	⩾40dB@14100MHz;⩾40dB@15900MHz	9.8*3.2*1.1

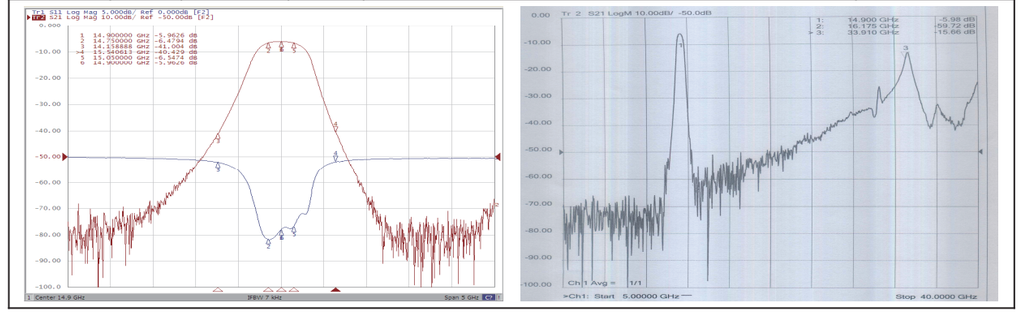

BPLT15000-800-6 Specifications

FO(MHz)	IL(F0)	BW(-1dB)	VSWR	Stopband	Dimension (mm)
15000	⩽3.5	⩾800M	⩽1.8	⩾65dB@12000MHz;⩾65dB@18000MHz	7.6*4.2*1.1

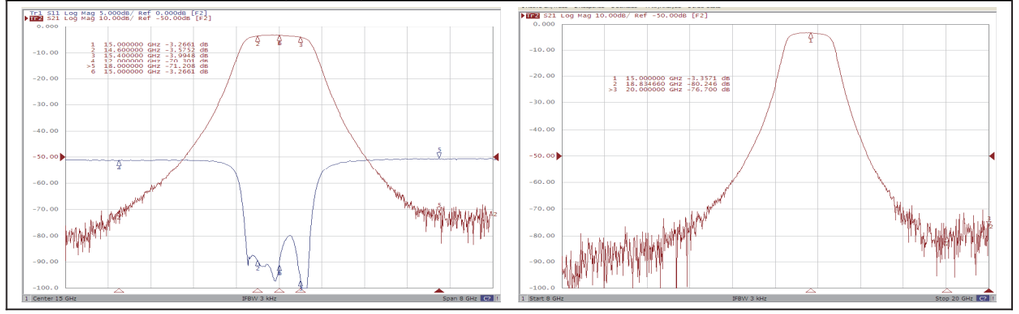

BPLT15150-400-5 Specifications

FO(MHz)	IL(F0)	BW(-1dB)	VSWR	Stopband	Dimension (mm)
15150	⩽5.0	⩾400M	⩽1.8	⩾40dB@14100MHz;⩾40dB@15100MHz	9.8*3.2*1.1

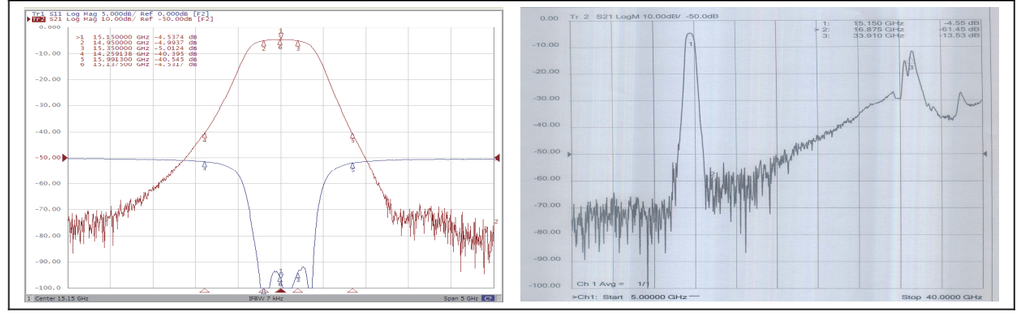

BPLT15050-400-4 Specifications

FO(MHz)	IL(F0)	BW(-1dB)	VSWR	Stopband	Dimension (mm)
15050	⩽4.5	⩾400M	⩽1.8	⩾40dB@13800MHz;⩾40dB@16200MHz	8.8*3.2*1.1

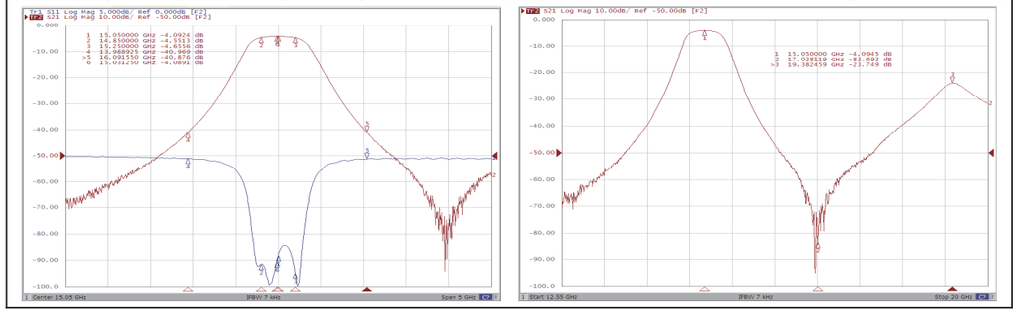

BPLT15500-1600-8 Specifications

FO(MHz)	IL(F0)	BW(-1dB)	VSWR	Stopband	Dimension (mm)
15500	⩽3.5	⩾1600M	⩽1.8	⩾40dB@13600MHz;⩾40dB@17200MHz	11.6*3.2*1.1

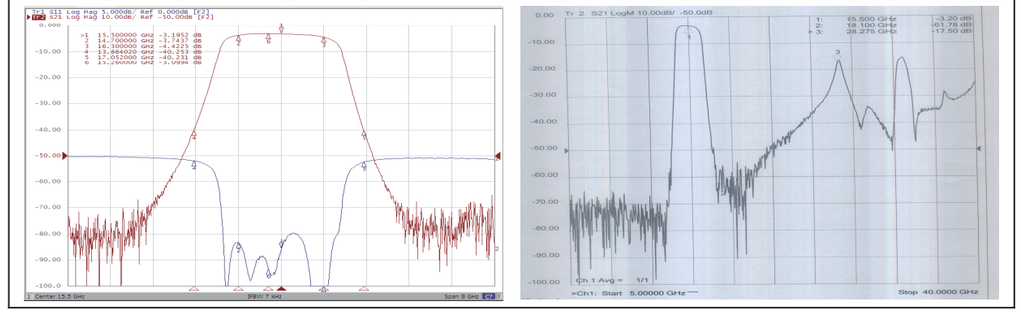

BPLT15060-2920-7 Specifications

FO(MHz)	IL(F0)	BW (-1dB)	VSWR	Stopband	Dimension (mm)
15060	⩽2.0	⩾2920M	⩽2.0	⩾33dB@12300MHz;⩾65dB@20000MHz	16*4*1.1

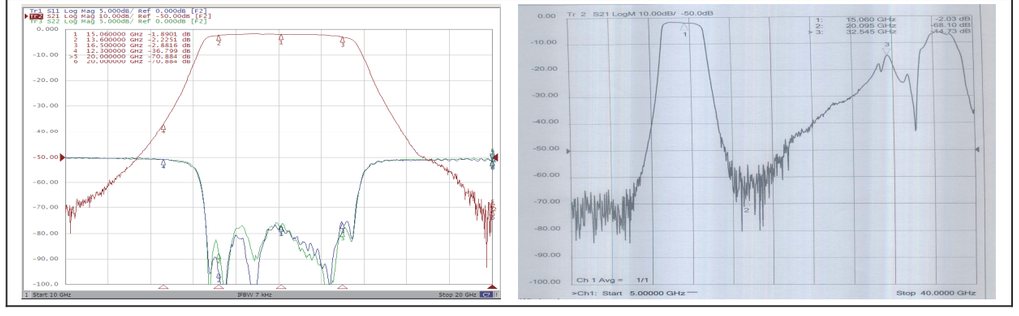

BPLT15950-350-5 Specifications

FO(MHz)	IL(F0)	BW(-1dB)	VSWR	Stopband	Dimension (mm)
15950	⩽7.0	⩾350M	⩽1.8	⩾40dB@15100MHz;⩾40dB@16700MHz	9.8*3.2*1.1

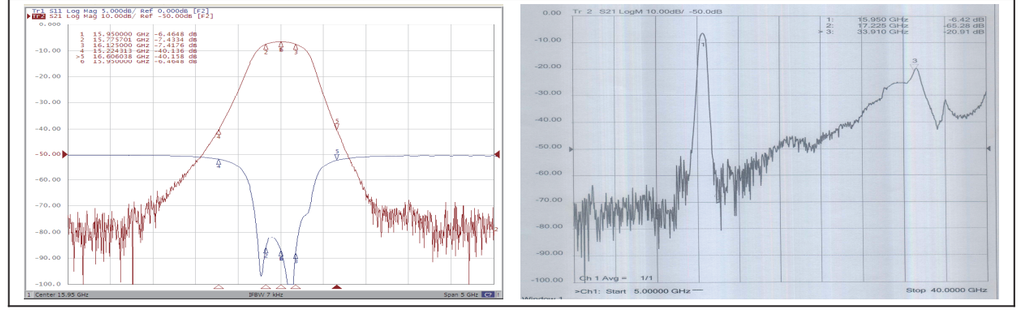

BPLT16000-800-6 Specifications

FO(MHz)	IL(F0)	BW(-1dB)	VSWR	Stopband	Dimension (mm)
16000	⩽3.5	⩾800M	⩽1.8	⩾65dB@13000MHz;⩾65dB@19000MHz	7.6*4.2*1.1

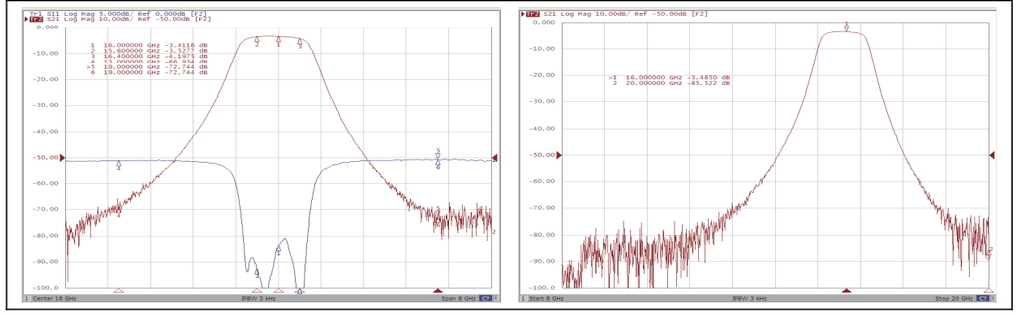

BPLT16250-1600-8 Specifications

FO(MHz)	IL(F0)	BW(-1dB)	VSWR	Stopband	Dimension (mm)
16250	⩽4.0	⩾1600M	⩽1.8	⩾40dB@14500MHz;⩾40dB@18000MHz	11.6*3.2*1.1

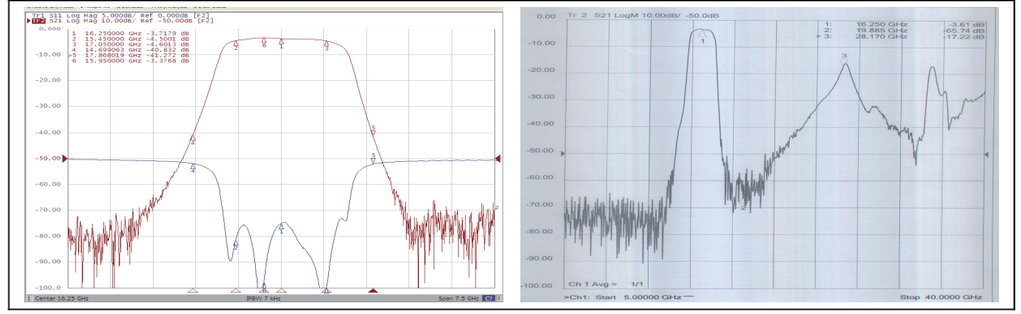

BPLT16000-4000-7SA Specifications

FO(MHz)	IL(F0)	BW(-1dB)	VSWR	Stopband	Dimension (mm)
16000	⩽2.0	⩾4000M	⩽1.8	⩾50dB@9000MHz;⩾50dB@21000MHz	6*3.6*1.1

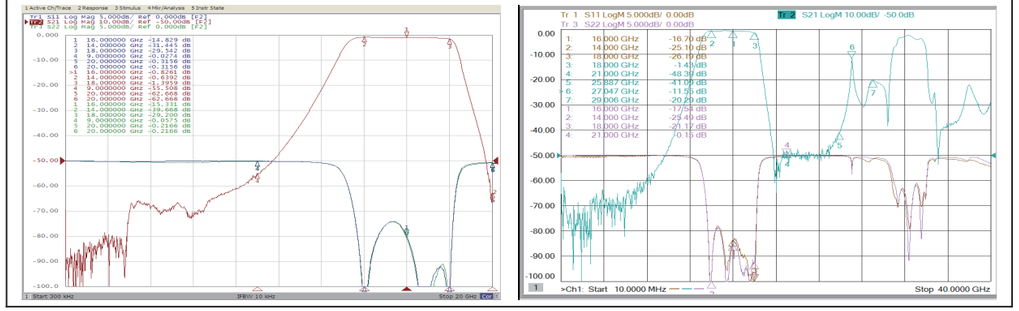

BPLT17000-400-5 Specifications

FO(MHz)	IL(F0)	BW(-1dB)	VSWR	Stopband	Dimension (mm)
17000	⩽7.0	⩾400M	⩽1.8	⩾40dB@16000MHz;⩾40dB@18000MHz	9.8*3.2*1.1

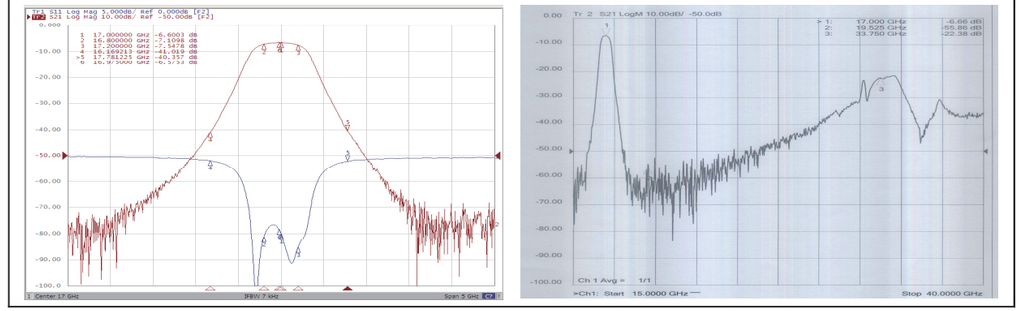

BPLT16200-400-5 Specifications

FO(MHz)	IL(F0)	BW (-1dB)	VSWR	Stopband	Dimension (mm)
16200	⩽5.5	⩾400M	⩽1.8	⩾40dB@15100MHz;⩾40dB@17000MHz	9.8*3.2*1.1

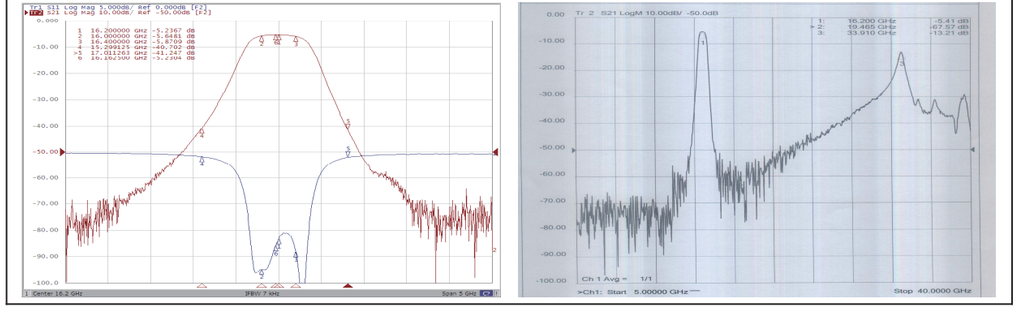

BPLT17100-500-4 Specifications

FO(MHz)	IL(F0)	BW(-1dB)	VSWR	Stopband	Dimension (mm)
17100	⩽5.5	⩾500M	⩽1.8	⩾40dB@15900MHz;⩾40dB@18200MHz	8.8*3.2*1.1

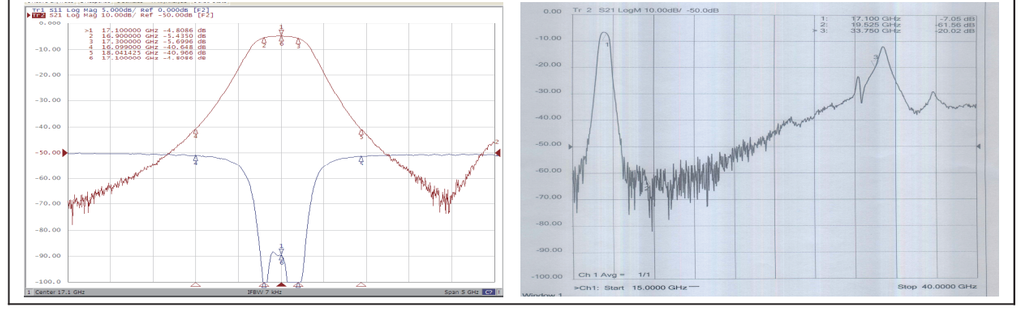

BPLT17200-1600-8 Specifications

FO(MHz)	IL(F0)	BW (-1dB)	VSWR	Stopband	Dimension (mm)
17200	⩽4.0	⩾1600M	⩽1.8	⩾40dB@15600MHz; ⩾40dB@18800MHz	11.6*3.2*1.1

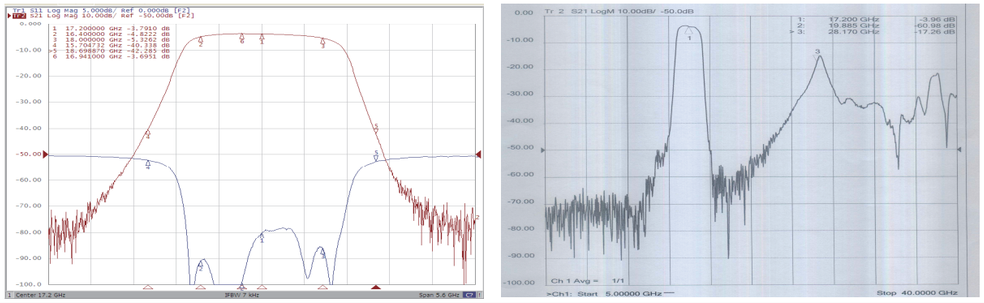

LTL80-P7D1 Specifications

FL(MHz)	IL(F0)	BW (-1.5dB)	VSWR	Stopband	Dimension (mm)	Structure
80	⩽1.5	DC-80M	⩽2	⩾30dB@160M	6.5*4.2*1.5	D1

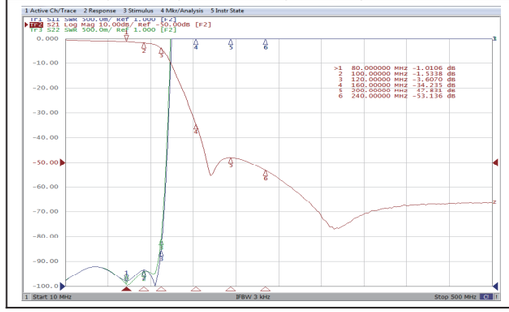

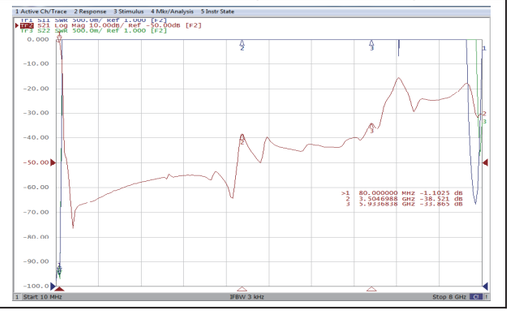

LTL100-P7D1 Specifications

FL(MHz)	IL(F0)	BW (-1.5dB)	VSWR	Stopband	Dimension (mm)	Structure
100	⩽1.5	DC-100M	⩽2	⩾30dB@200M	6.5*4.2*1.5	D1

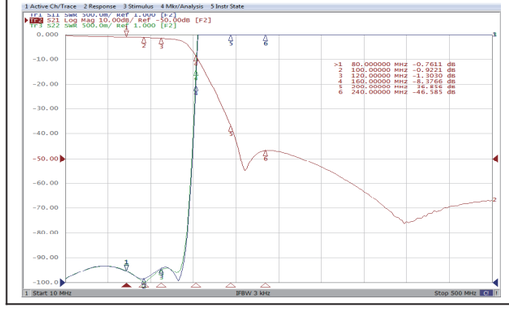

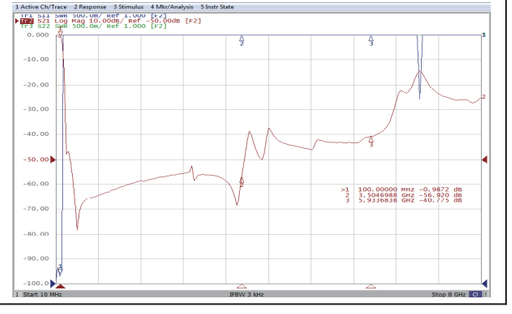

LTL120-P7D1 Specifications

FL(MHz)	IL(F0)	BW (-1.5dB)	VSWR	Stopband	Dimension (mm)	Structure
120	⩽1.5	DC-120M	⩽2	⩾30dB@240M	6.5*4.2*1.5	D1

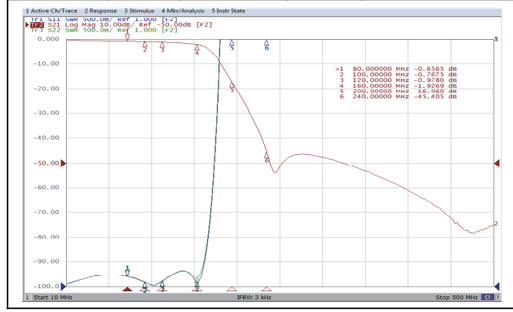

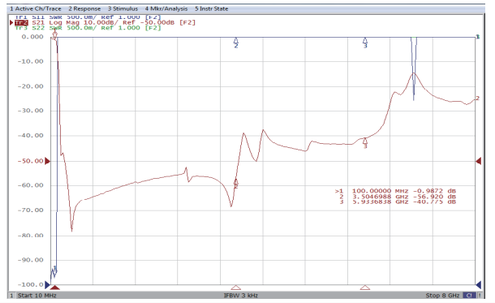

LTL225-P5B Specifications

FL(MHz)	IL(F0)	BW (-1.2dB)	VSWR	Stopband	Dimension (mm)	Structure
225	⩽1.2	DC-225M	⩽2	⩾40@510M-2000M	3.2*1.6*1	B

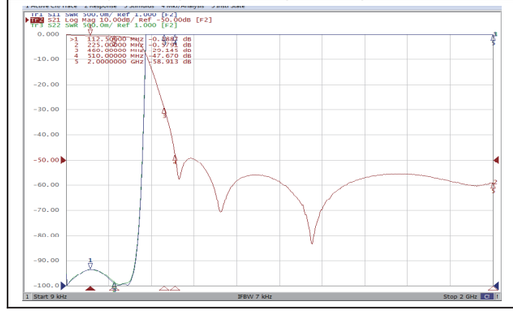

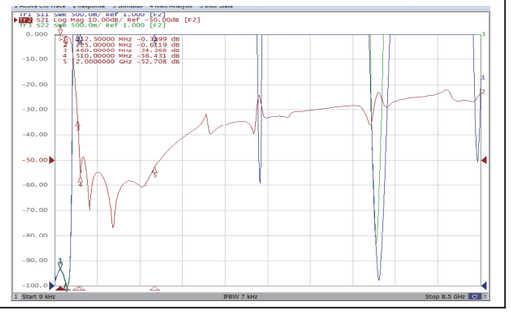

YMLTLP300-A Specifications

FL(MHz)	IL(F0)	BW (-2dB)	VSWR	Stopband	Dimension (mm)	Structure
300	⩽2.0	DC-300M	⩽2	⩾20dB@400M-10000M	5.3*2*0.9	A

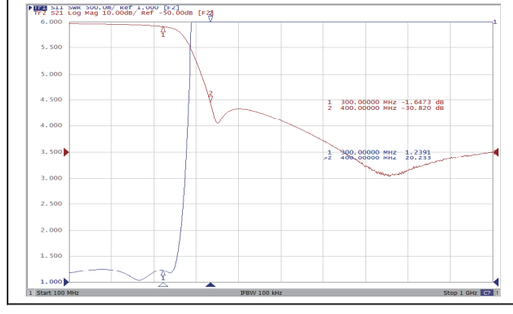

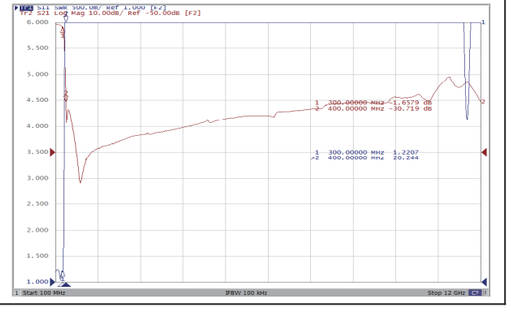

LTL480-P7A Specifications

FL(MHz)	IL(F0)	BW (-1.7dB)	VSWR	Stopband	Dimension (mm)	Structure
480	⩽1.7	DC-480M	⩽2	⩾40dB@800M-2000M	5.3*2*0.9	A

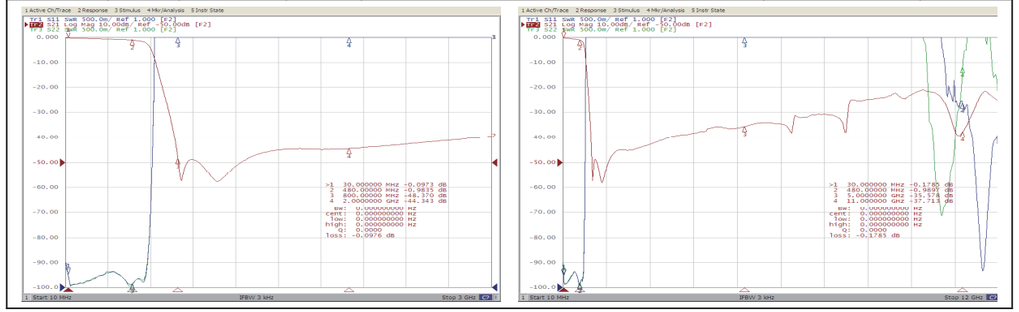

LTL1000-PB Specifications

FL(MHz)	IL(F0)	BW (-1dB)	VSWR	Stopband	Dimension (mm)	Structure
1000	⩽1.0	DC-1000M	⩽2	⩾20dB@1600M-5500M	3.2*1.6*1	B

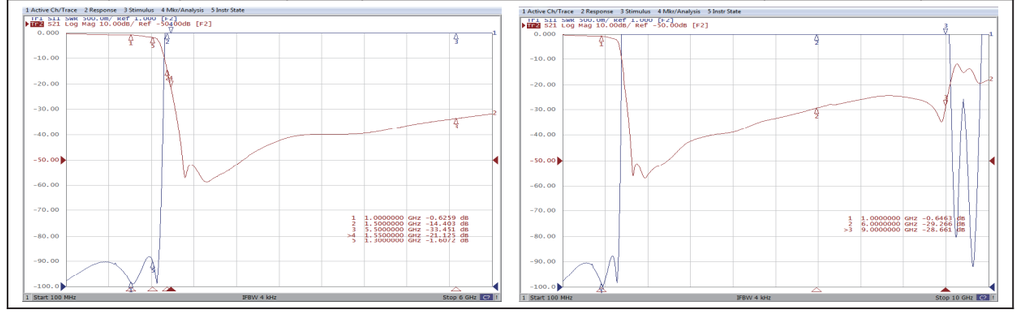

LTL500-P7A Specifications

FL(MHz)	IL(F0)	BW (-1dB)	VSWR	Stopband	Dimension (mm)	Structure
500	⩽1.0	DC-500M	⩽2	⩾40@1100M-2000M	5.3*2*0.9	A

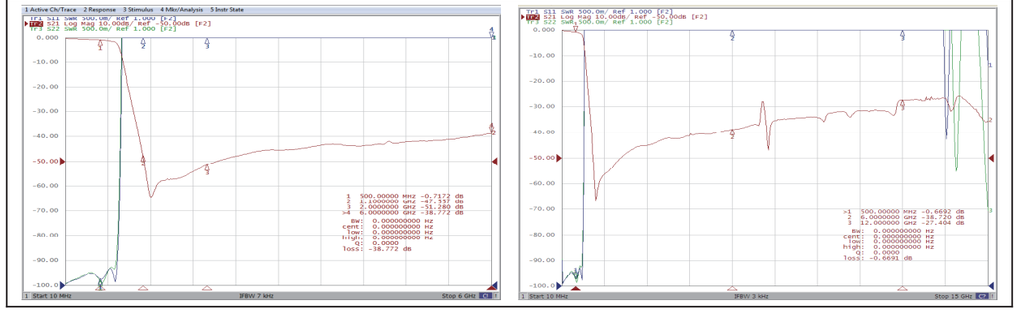

YMLTLP1200-B Specifications

FL(MHz)	IL(F0)	BW (-1dB)	VSWR	Stopband	Dimension (mm)	Structure
1200	⩽1.0	DC-1200M	⩽2	⩾40dB@2000M-3500M	3.2*1.6*1	B

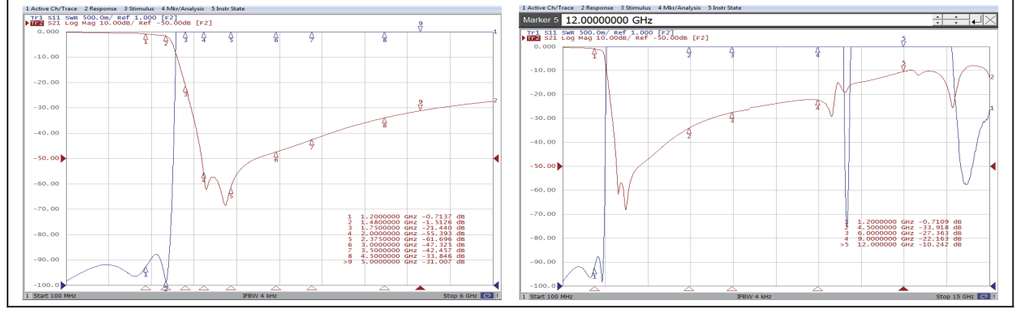

YMLTLP800-B Specifications

FL(MHz)	IL(F0)	BW (-1dB)	VSWR	Stopband	Dimension (mm)	Structure
800	⩽0.9	DC-800M	⩽2	⩾40dB@1600M-3000M	3.2*1.6*1	B

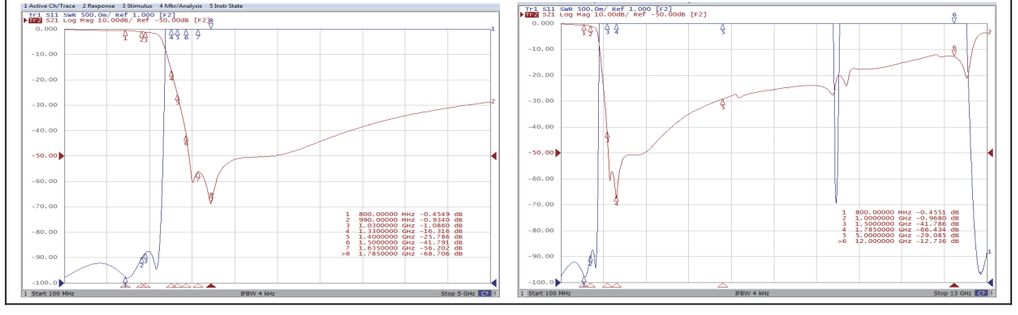

LTL1250-P11D1 Specifications

FL(MHz)	IL(F0)	BW (-1.2dB)	VSWR	Stopband	Dimension (mm)	Structure
1250	⩽1.2	DC-1250M	⩽2	⩾50dB@2000M-4000M	6.5*4.2*1.5	D1

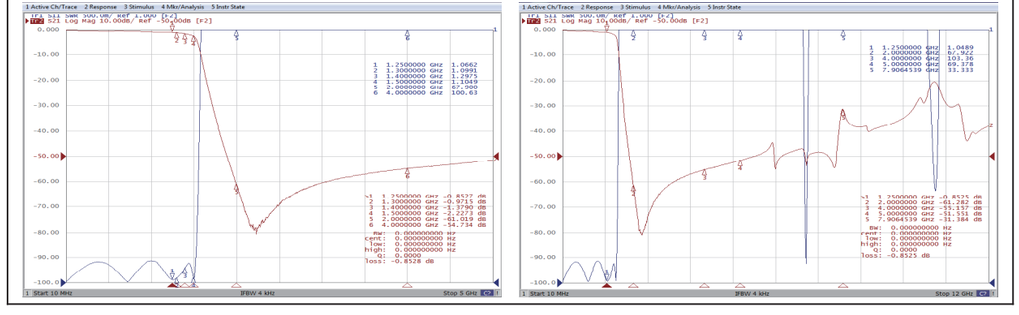

BPLTL1314-661-6SC Specifications

FL(MHz)	IL(F0)	BW(-1dB)	VSWR	Stopband	Dimension (mm)
1314	⩽3.0	⩾661M	⩽1.8	⩾40dBc@1966.08～3290MHz	6.5*4.2*1.5

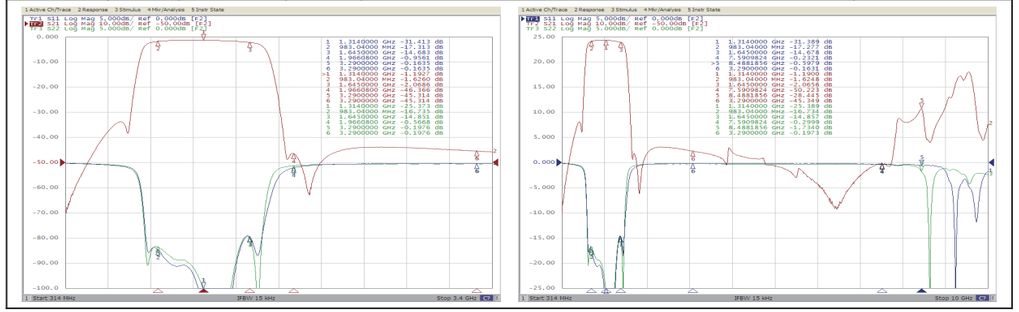

BPLTL1605-721-6SC Specifications

FL(MHz)	IL(F0)	BW(-1dB)	VSWR	Stopband	Dimension (mm)
1605	⩽3.0	⩾721M	⩽1.8	⩾40dBc@2490～3932.16MHz	6.5*4.2*1.5

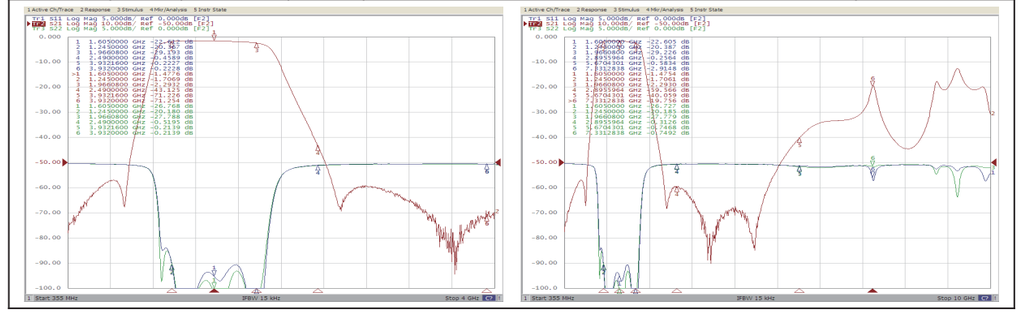

LTL1450-PB Specifications

FL(MHz)	IL(F0)	BW (-1.5dB)	VSWR	Stopband	Dimension (mm)	Structure
1450	⩽1.5	DC-1450M	⩽2	⩾20dB@2050M-6700M	3.2*1.6*1	B

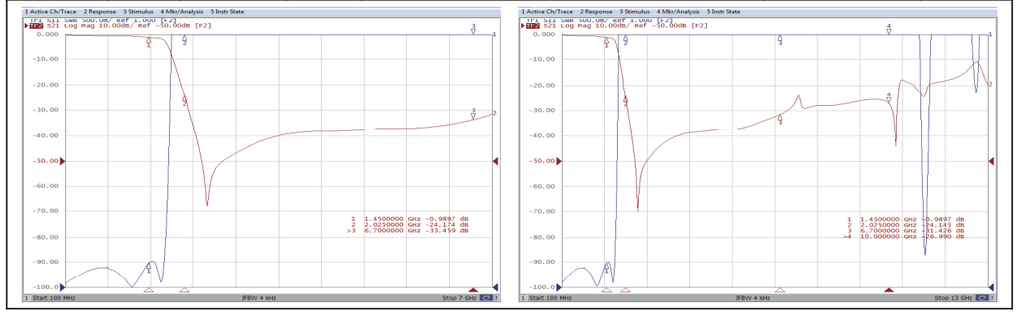

LTL1800-PB Specifications

FL(MHz)	IL(F0)	BW (-1.5dB)	VSWR	Stopband	Dimension (mm)	Structure
1800	⩽1.5	DC-1800M	⩽2	⩾20dB@2425M-8600M	3.2*1.6*1	B

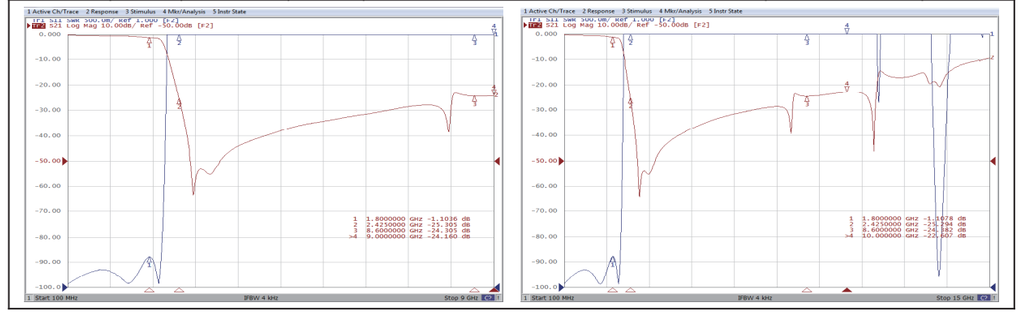

YMLTLP1575-B Specifications

FL(MHz)	IL(F0)	BW (-1dB)	VSWR	Stopband	Dimension (mm)	Structure
1575	⩽0.9	DC-1575M	⩽2	⩾40dB@2700M-4800M	3.2*1.6*1	B

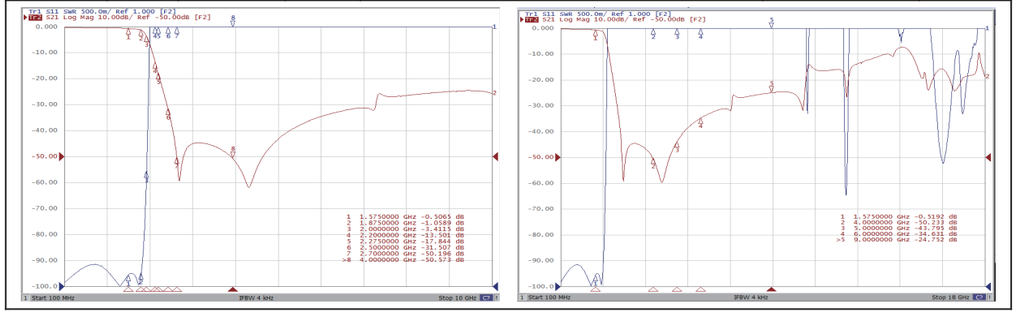

BPLTL1910-871-6SC Specifications

FL(MHz)	IL(F0)	BW(-1dB)	VSWR	Stopband	Dimension (mm)
1910	⩽3.0	⩾871M	⩽1.8	⩾40dBc@2949.12～4692MHz	6.5*4.2*1.5

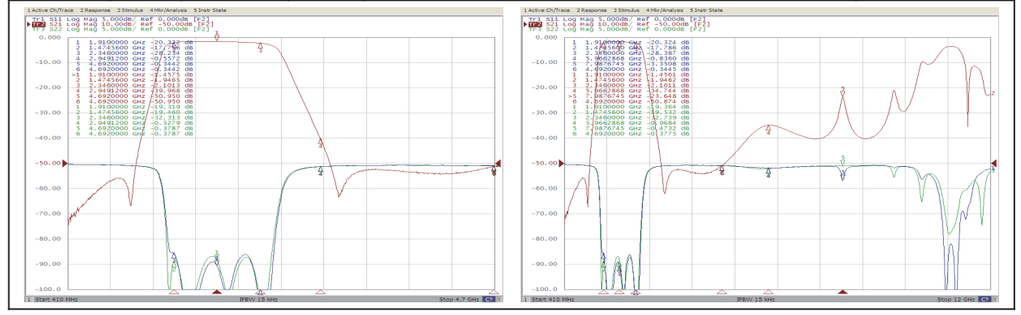

LTL2000-PB Specifications

FL(MHz)	IL(F0)	BW (-1.5dB)	VSWR	Stopband	Dimension (mm)	Structure
2000	⩽1.5	DC-2000M	⩽2	⩾20dB@3000M-6000M	3.2*1.6*1	B

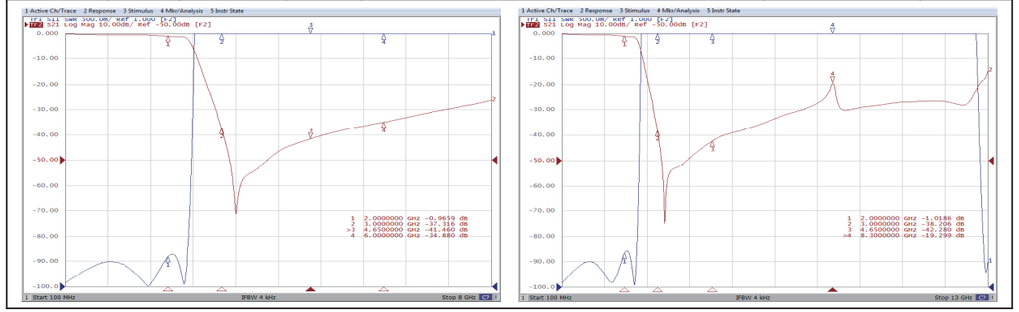

BPLTL2447-1003-6SC Specifications

FL(MHz)	IL(F0)	BW(-1dB)	VSWR	Stopband	Dimension (mm)
2447	⩽3.0	⩾1003M	⩽1.8	⩾40dBc@3892～5898.24MHz	6.5*4.2*1.5

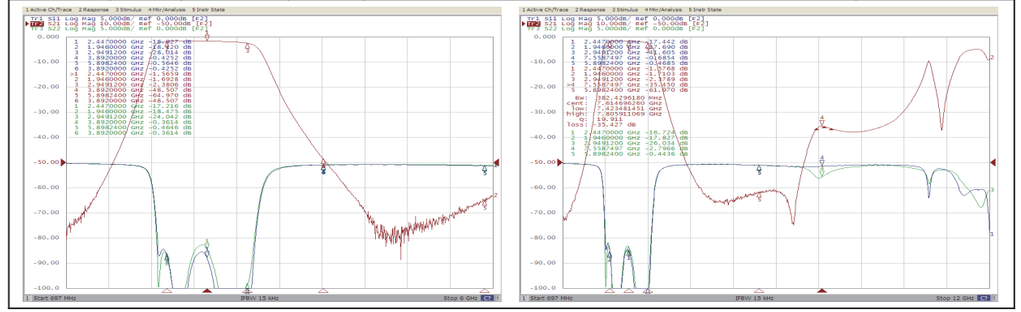

BPLTL2300-7B Specifications

FL(MHz)	IL(F0)	BW(-1dB)	VSWR	Stopband	Dimension (mm)
2300	⩽2.0	⩾7M	⩽1.8	⩾30dBc@2600MHz	4.8*4.2*1.2

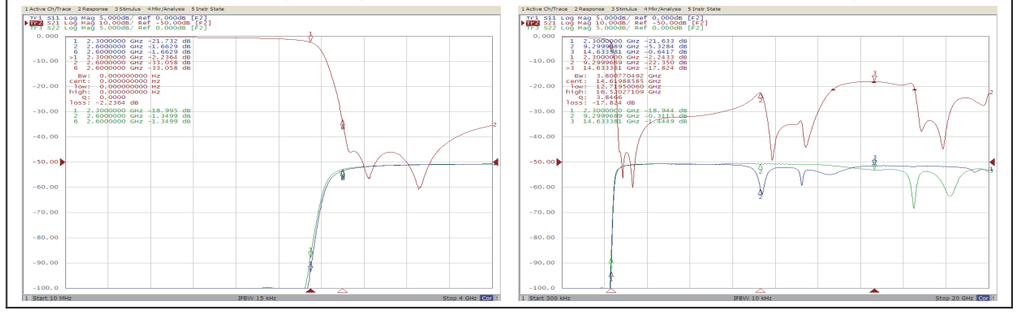

YMLTLP2500-B Specifications

FL(MHz)	IL(F0)	BW (-1dB)	VSWR	Stopband	Dimension (mm)	Structure
2500	⩽0.9	DC-2500M	⩽2	⩾20dB@4500M-10000M	3.2*1.6*1	B

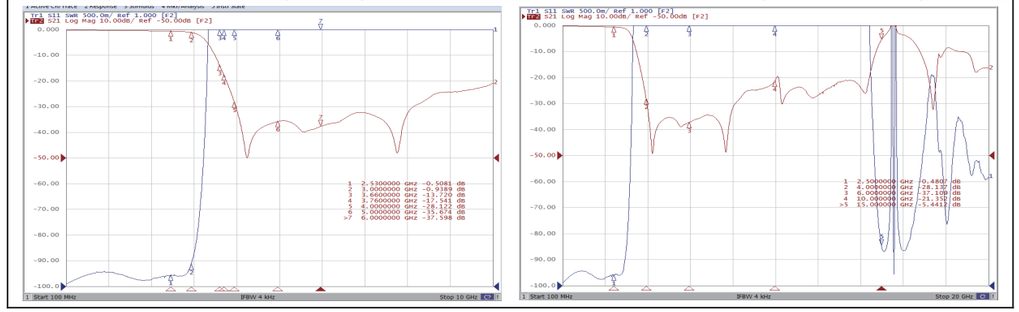

BPLTL2400-7B Specifications

FL(MHz)	IL(F0)	BW(-1dB)	VSWR	Stopband	Dimension (mm)
2400	⩽2.0	⩾7M	⩽1.8	⩾40dBc@Secondary Harmonics	3.2*1.6*1

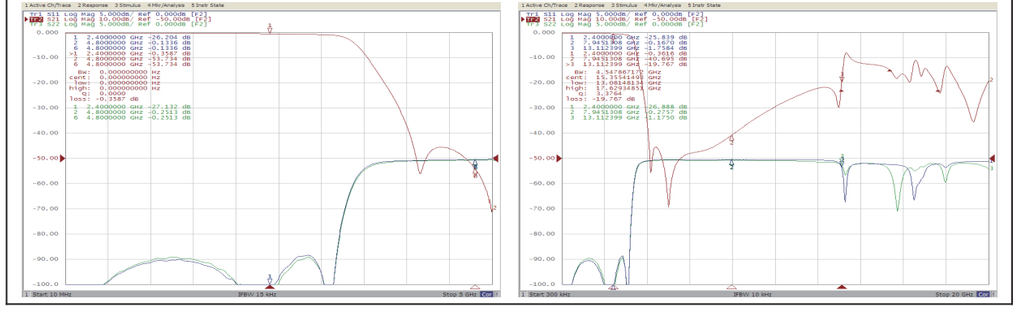

LTL2750-PB Specifications

FL(MHz)	IL(F0)	BW (-1dB)	VSWR	Stopband	Dimension (mm)	Structure
2750	⩽1.0	DC-2750M	⩽2	⩾20dB@4150M-8400M	3.2*1.6*1	B

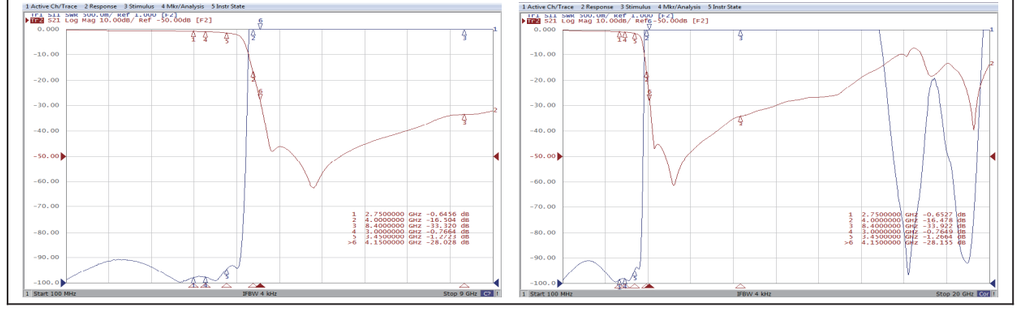

BPLTL2809-680-8SC Specifications

FL(MHz)	IL(F0)	BW(-1dB)	VSWR	Stopband	Dimension (mm)
2809	⩽3.0	⩾680M	⩽1.8	⩾40dBc@4938.26～6300MHz	6.5*4.2*1.5

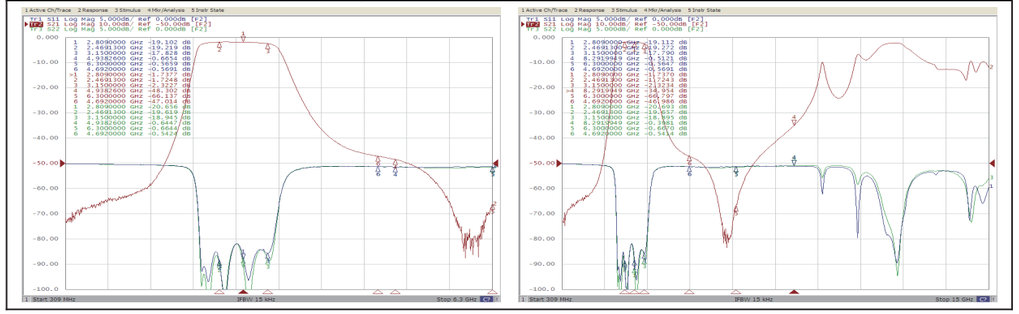

LTL3200-9A Specifications

FL(MHz)	IL(F0)	BW (-2dB)	VSWR	Stopband	Dimension (mm)	Structure
3200	⩽2.0	DC-3200M	⩽2	⩾35dB@4000M-6400M	5.3*2*0.9	A

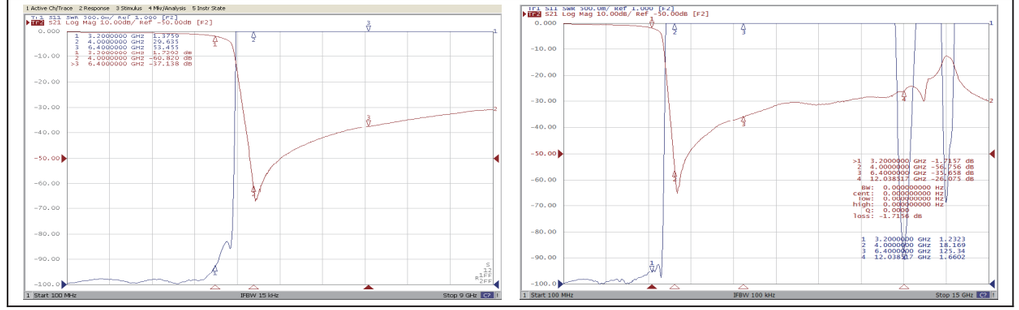

YMLTLP3000-B Specifications

FL(MHz)	IL(F0)	BW (-1dB)	VSWR	Stopband	Dimension (mm)	Structure
3000	⩽0.8	DC-3000M	⩽2	⩾20dB@4800M-12000M	3.2*1.6*1	B

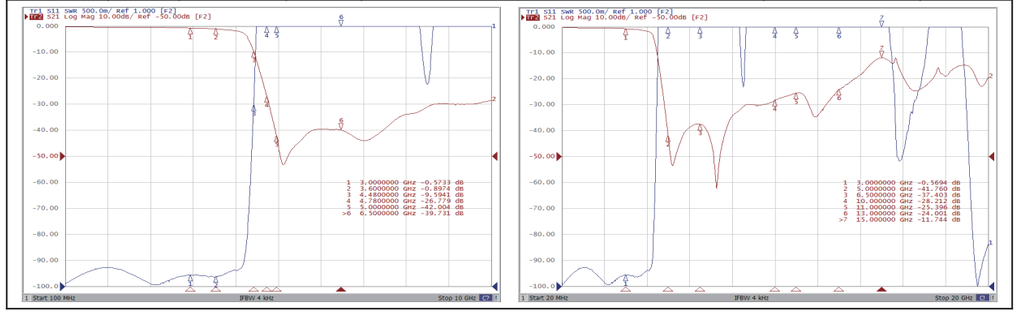

BPLTL3300-7B Specifications

FL(MHz)	IL(F0)	BW(-1dB)	VSWR	Stopband	Dimension (mm)
3300	⩽1.5	⩾7M	⩽1.8	⩾30dBc@Secondary Harmonics	3.2*1.6*1

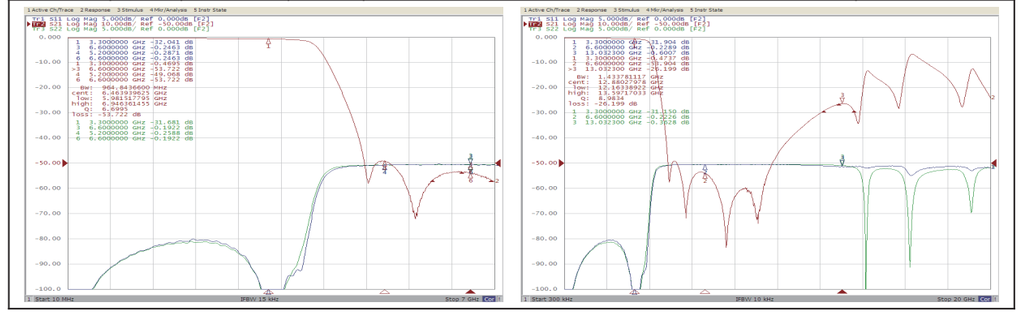

LTL3000-P11D1 Specifications

FL(MHz)	IL(F0)	BW (-1.2dB)	VSWR	Stopband	Dimension (mm)	Structure
3000	⩽1.2	DC-3000M	⩽2	⩾40dB@4400M-9000M	6.5*4.2*1.5	D1

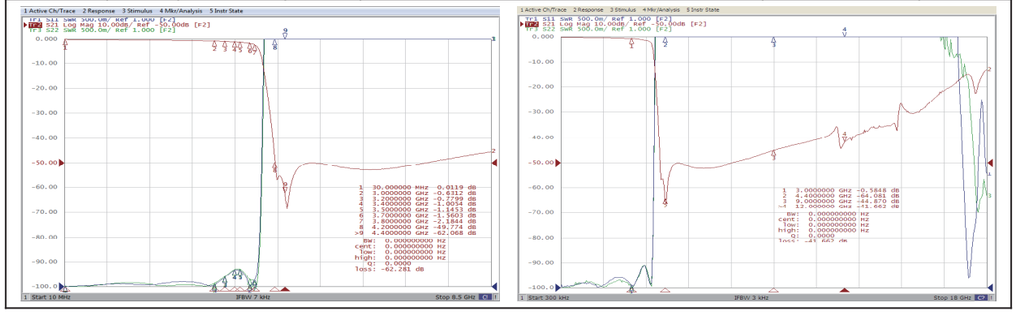

LTL3400-PB Specifications

FL(MHz)	IL(F0)	BW (-1.3dB)	VSWR	Stopband	Dimension (mm)	Structure
3400	⩽1.3	DC-3400M	⩽2	⩾30dB@4760M-8300M	3.2*1.6*1	B

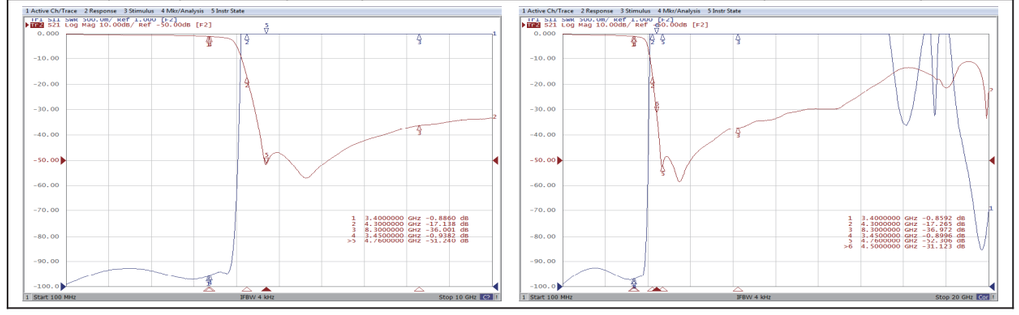

YMLTLP3450-B Specifications

FL(MHz)	IL(F0)	BW (-1dB)	VSWR	Stopband	Dimension (mm)	Structure
3450	⩽1.0	DC-3450M	⩽2	⩾30dB@4760M-10000M	3.2*1.6*1	B

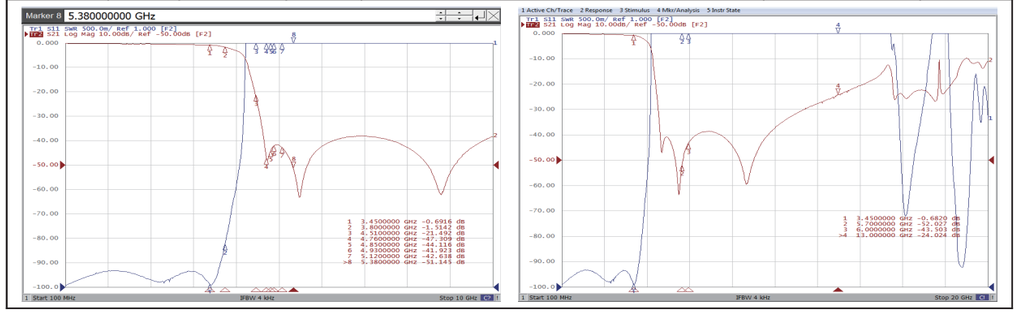

YMLTLP3800-B Specifications

FL(MHz)	IL(F0)	BW (-1dB)	VSWR	Stopband	Dimension (mm)	Structure
3800	⩽0.8	DC-3800M	⩽2	⩾30dB@6200M-11000M	3.2*1.6*1	B

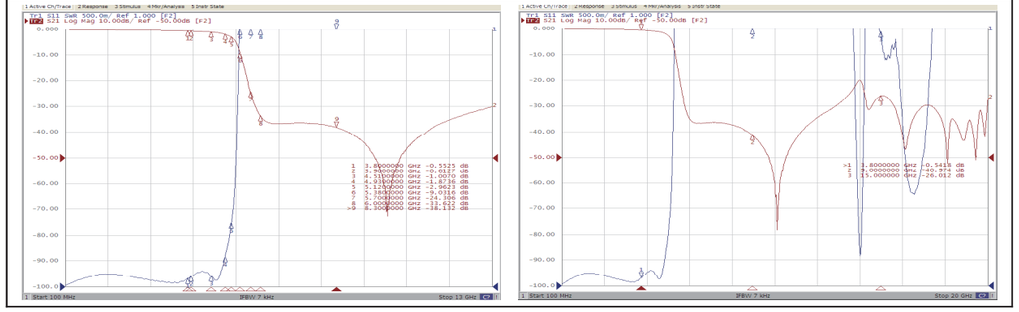

LTL4400-PB Specifications

FL(MHz)	IL(F0)	BW (-1.3dB)	VSWR	Stopband	Dimension (mm)	Structure
4400	⩽1.3	DC-4400M	⩽2	⩾20dB@6700M-13000M	3.2*1.6*1	B

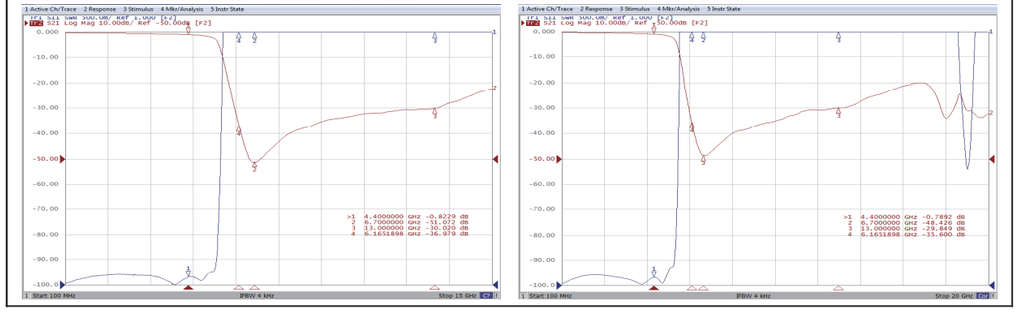

YMLTLP5000-B Specifications

FL(MHz)	IL(F0)	BW (-1.5dB)	VSWR	Stopband	Dimension (mm)	Structure
5000	⩽1.5	DC-5000M	⩽2	⩾30dB@6800M-11000M	3.2*1.6*1	B

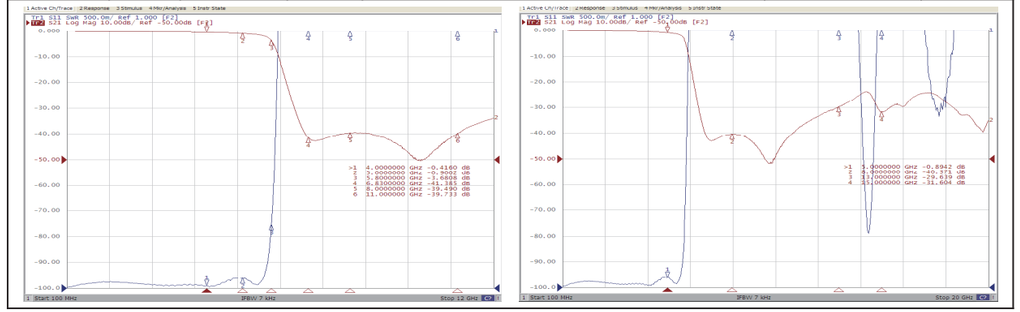

LTL5500-PB Specifications

FL(MHz)	IL(F0)	BW (-1.5dB)	VSWR	Stopband	Dimension (mm)	Structure
5500	⩽1.5	DC-5500M	⩽2	⩾20dB@7200M-12100M	3.2*1.6*1	B

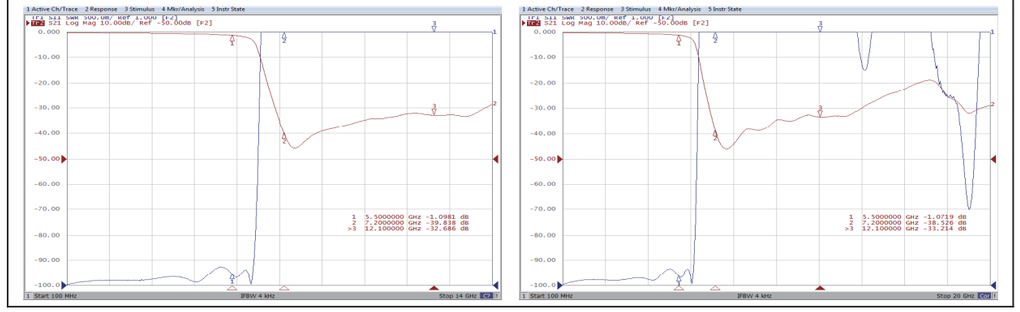

YMLTLP6000-B Specifications

FL(MHz)	IL(F0)	BW (-1.5dB)	VSWR	Stopband	Dimension (mm)	Structure
6000	⩽1.5	DC-6000M	⩽2	⩾30dB@8000M-12000M	3.2*1.6*1	B

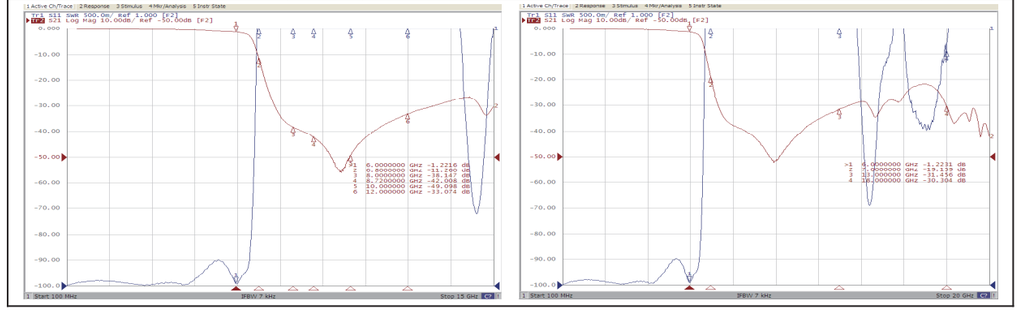

LTL6100-9A Specifications

FL(MHz)	IL(F0)	BW (-1.5dB)	VSWR	Stopband	Dimension (mm)	Structure
6100	⩽1.5	DC-6100M	⩽2	⩾35dB@9400M-12000M	5.3*2*0.9	A

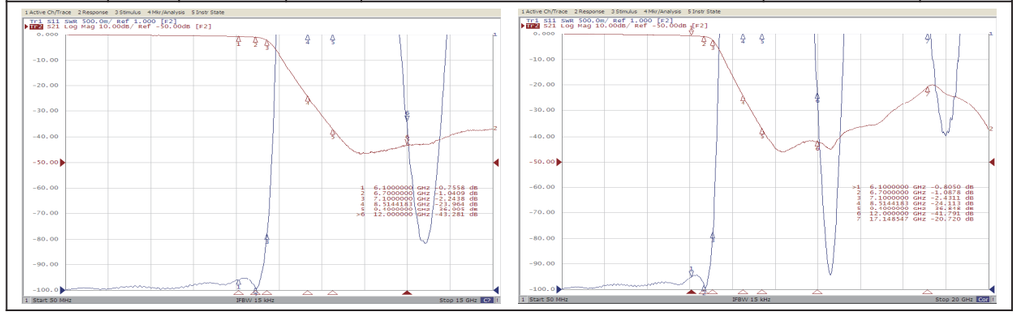

LTL9000-P9A5A Specifications

FL(MHz)	IL(F0)	BW (-1.5dB)	VSWR	Stopband	Dimension (mm)	Structure
9000	⩽1.5	DC-9000M	⩽2	⩾20dB@12500M-20000M	5.3*2*0.9	A5A

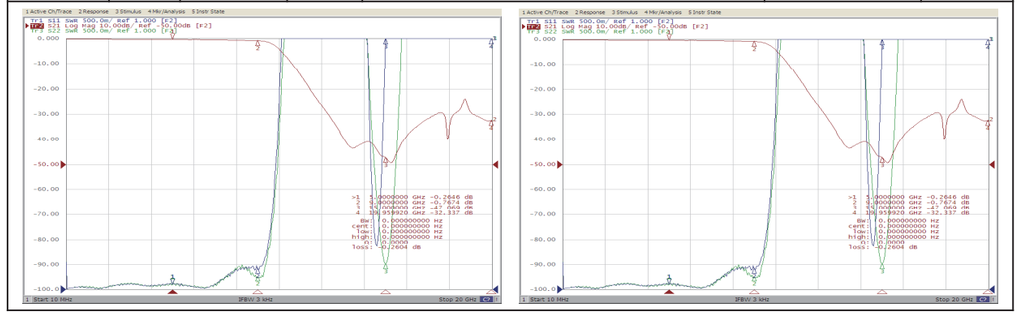

BPLTL6542-1300-SC Specifications

FL(MHz)	IL(F0)	BW (-1dB)	VSWR	Stopband	Dimension (mm)
6542	⩽2.0	⩾1300M	⩽1.4	⩾45dB@1500-2800MHz; ⩾30dB@2800-8400MHz	6.5*4.2*1.5

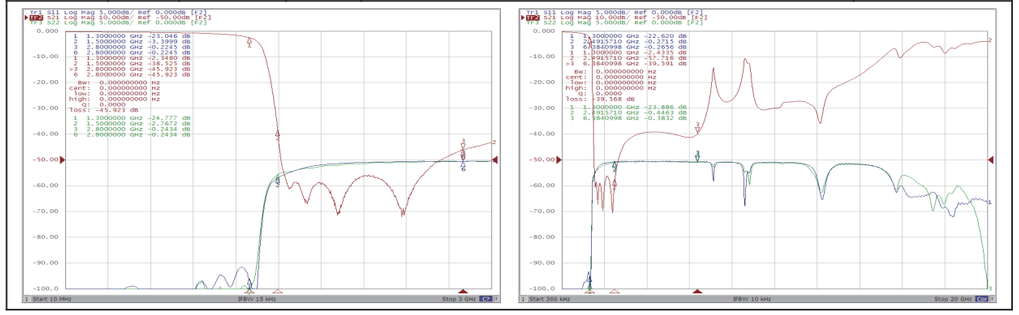

LTH2000-P5B Specifications

FL(MHz)	IL(F0)	BW	VSWR	Stopband	Dimension (mm)	Structure
2000	⩽2.5	2000-5000M	⩽2	⩾20dB@DC-1500M	3.2*1.6*1	B

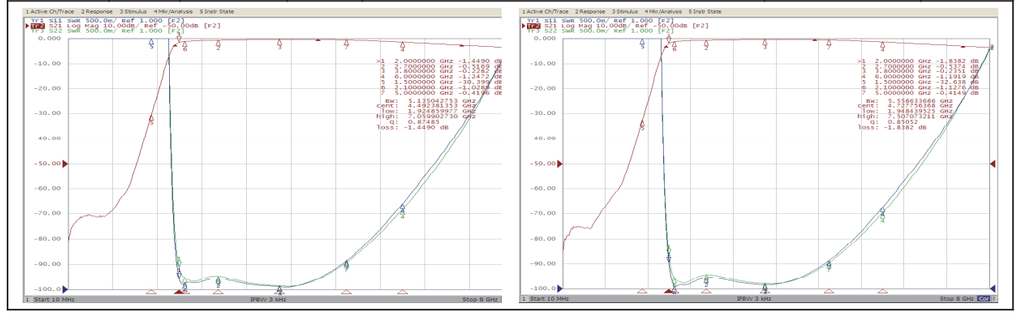

LTL8200-9A Specifications

FL(MHz)	IL(F0)	BW (-1.5dB)	VSWR	Stopband	Dimension (mm)	Structure
8200	⩽1.5	DC-8200M	⩽2	⩾30dB@13000M-16000M	5.3*2*0.9	A

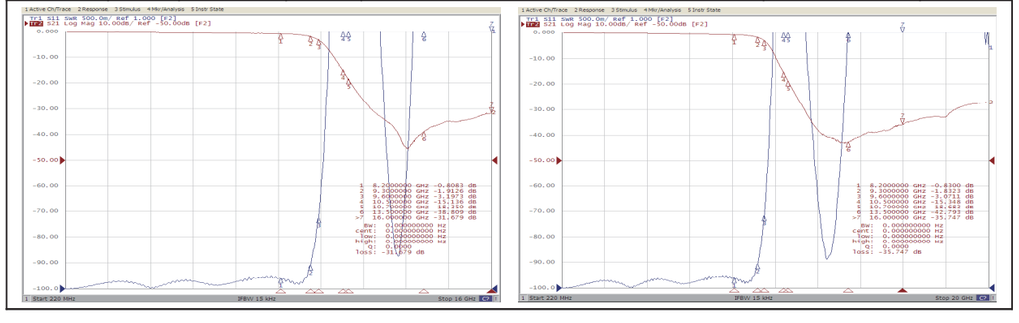

LTH2000-5D2 Specifications

FL(MHz)	IL(F0)	BW	VSWR	Stopband	Dimension (mm)	Structure
2000	⩽1.8	2000-6000M	⩽2	⩾20dB@1300M	6*4*1.5	D2

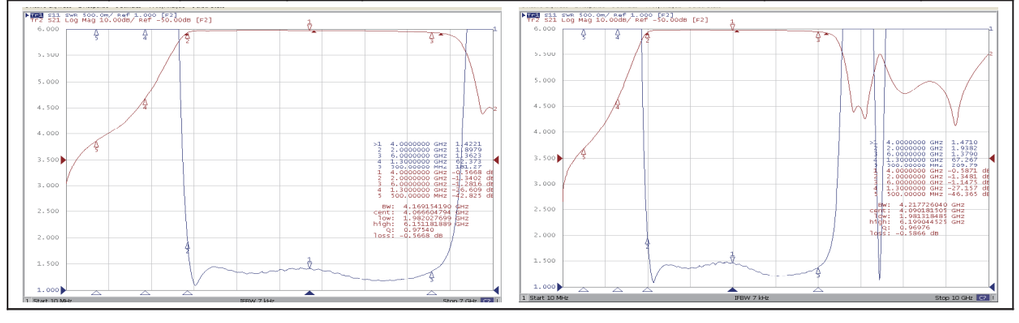

LTH2000-P7H1 Specifications

FL(MHz)	IL(F0)	BW	VSWR	Stopband	Dimension (mm)	Structure
2000	⩽2.0	2000-12000M	⩽2	⩾40dB@DC-1400M	4.5*3.2*1.5	H1

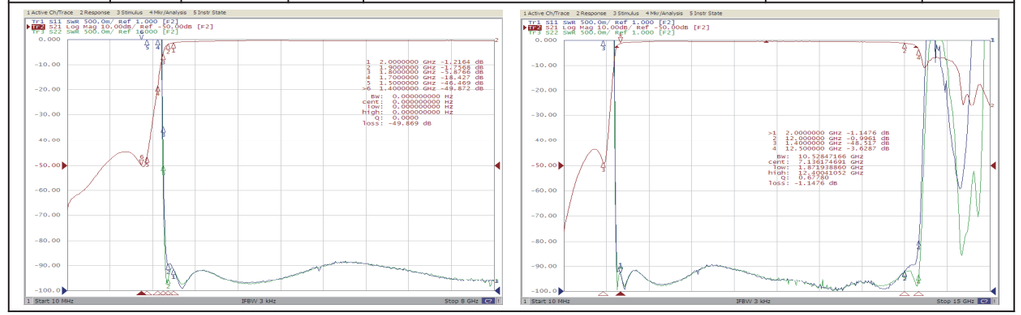

LTH3000-P7H1 Specifications

FL(MHz)	IL(F0)	BW	VSWR	Stopband	Dimension (mm)	Structure
3000	⩽2.0	3000-13000M	⩽2	⩾30dB@DC-2200M	4.5*3.2*1.5	H1

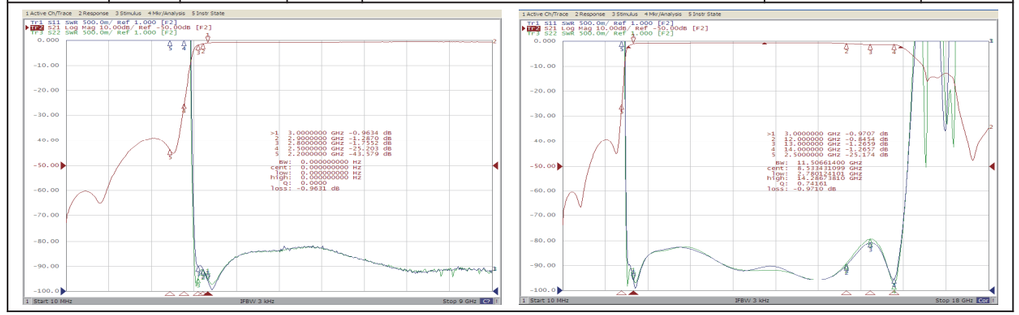

LTH2200-5D2 Specifications

FL(MHz)	IL(F0)	BW	VSWR	Stopband	Dimension (mm)	Structure
2200	⩽1.8	2200-7600M	⩽2	⩾20dB@1300M	6*4*1.5	D2

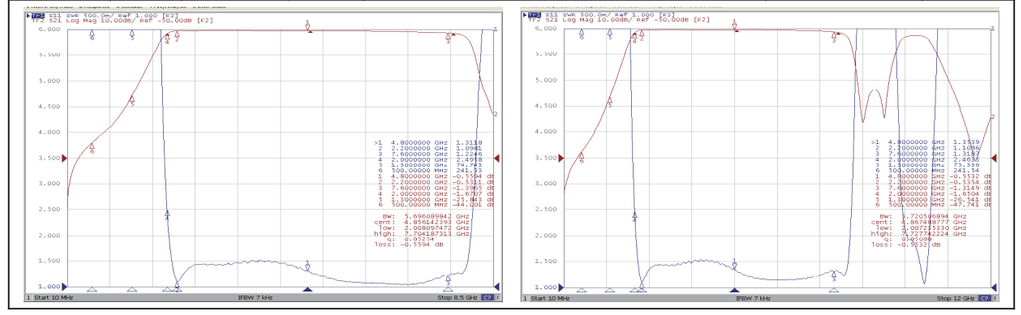

LTH3200-5D2 Specifications

FL(MHz)	IL(F0)	BW	VSWR	Stopband	Dimension (mm)	Structure
3200	⩽1.8	3200-9600M	⩽2	⩾20dB@2000M	6*4*1.5	D2

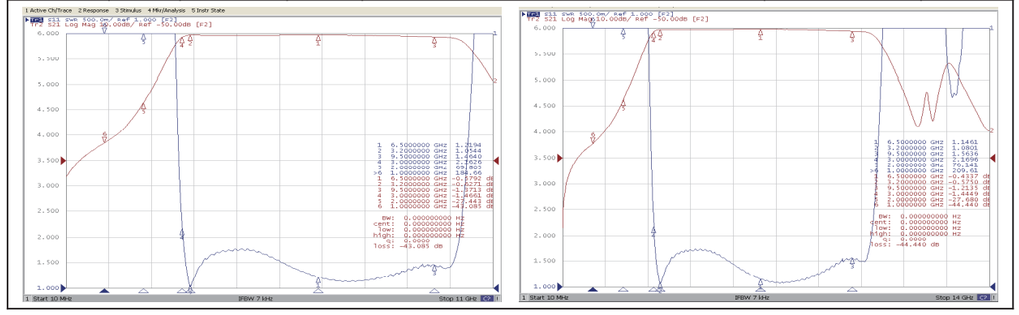

LTH2700-P5B Specifications

FL(MHz)	IL(F0)	BW	VSWR	Stopband	Dimension (mm)	Structure
2700	⩽1.2	2700-6000M	⩽2	⩾10dB@DC-2000M	3.2*1.6*1	B

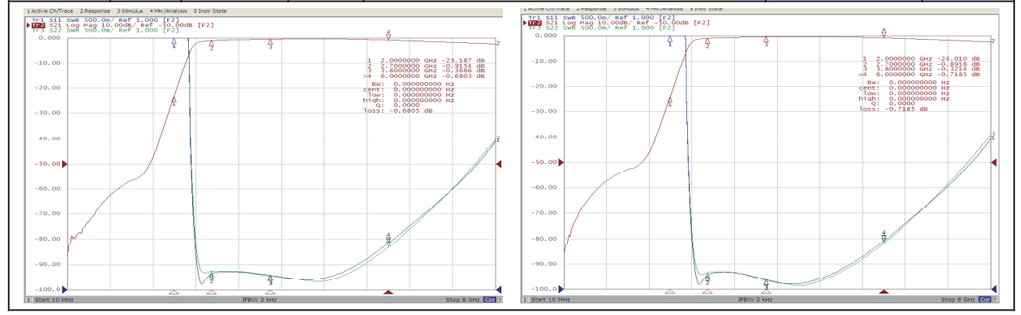

Manufacturing Department









Debugging Department





Since established, according to the clients' various solutions, our R&D team, which is composed of skillful and talent engineers on the base of client-oriented and pragmatic concept to collaborate with our clients, has been engineering thousands types of RF/Microwave components as their demand. Our team always promptly responses the clients' requirement, and proposes the optimized solutions to meet with the demand of projects. Yun Micro delivers not only RF passive components with delicate craft and precise technology but also with stable performance and long life-time for our clients utilizing in different applications.